

MINUTES OF MEETING  
OF THE  
BOARD OF DIRECTORS

May 7, 2019

THE STATE OF TEXAS §  
COUNTY OF HARRIS §  
HARRIS COUNTY WATER CONTROL AND IMPROVEMENT DISTRICT NO. 96 §

The Board of Directors (the "Board") of Harris County Water Control and Improvement District No. 96 (the "District") met in regular session, open to the public, at 12:00 p.m. on Tuesday, May 7, 2019, at 1980 Post Oak Boulevard, Suite 1380, Houston, Texas, a designated meeting place outside the boundaries of the District, whereupon, the roll was called of the members of the Board, to-wit:

|                |   |                     |
|----------------|---|---------------------|
| Lonnie Jackson | - | President           |
| Brett Sileo    | - | Vice President      |
| Ben Bates      | - | Secretary           |
| Linda Ihns     | - | Assistant Secretary |
| Amber Hurd     | - | Assistant Secretary |

All members of the Board were present except Director Hurd, thus constituting a quorum. Director Hurd subsequently entered the meeting in progress.

Also attending the meeting were Rusty Campbell of Fall Creek Development Partners, developers of property within the District; Cindy Fields of Brown & Gay Engineers, Inc. ("BGE"), engineer for the District; Robin Goin of Bob Leared Interests ("BLI"), tax-assessor/collector for the District; Kas Wright and Jerrod Lee of Lifestyle Directors, Inc. ("Lifestyle"), recreation director for the District Park; Debra Loggins of L&S District Services, LLC ("L&S"), bookkeeper for the District; Whitney Aelmore of SI Environmental ("SI"), operator for the District; Phil Halbert of Champions Hydro-Lawn, Inc. ("Champions"); Russell Wolff of Residential Recycling and Refuse Of Texas, Inc. ("RRRT"); Ana Izquierdo of Professional Grounds Management Services, LLC ("PGMS"); and Julianne B. Kugle, Ryan E. LaRue, Khari Dotson, and Mary Drews of Sanford Kuhl Hagan Kugle Parker Kahn LLP ("SK Law"), attorneys for the District.

The meeting was called to order at 12:08 p.m. Copies of the notices of the meeting are attached hereto.

HEAR FROM PUBLIC

The Board noted that there were no members of the public who wished to address the Board.

## MINUTES OF THE MEETING OF APRIL 2, 2019

The Board reviewed the minutes from the meeting held April 2, 2019, previously distributed to the Board. Upon motion by Director Bates, seconded by Director Sileo, and after full discussion, the Board voted unanimously to approve such minutes as submitted.

### REVIEW SECURITY REPORT

The Board reviewed the security report submitted by the Harris County Sheriff's Office. The Board took no action regarding such matter.

Director Jackson questioned the status of the Agreement for Funding Law Enforcement Services by and between the District and the Fall Creek Homeowner's Association ("HOA") approved by the Board at a previous meeting. Mr. LaRue stated that he has not yet received a response from the HOA. Director Sileo noted that the HOA will meet on Tuesday, May 14<sup>th</sup>.

The Board discussed the Agreement with the HOA, noting the increase in the amount charged by the Harris County Sheriff's Department to the HOA annually. Director Jackson questioned whether the District should consider forming its own police department if the costs for security continue to increase.

Ms. Kugle discussed with the Board the process for forming a District police department, and noted that it is very expensive for a water district to operate a police department.

After discussion, the Board took no action regarding such matter.

### REVIEW WASTE AND RECYCLING COLLECTION REPORT

The Board recognized Mr. Wolff, who informed the Board that Curtis Brown is no longer with RRRT and that he would now be the RRRT representative attending the meetings of the Board. He then reviewed with the Board a report on collection of solid waste and recycling materials within the District, a copy of which is attached hereto.

The Board requested that Mr. Wolff confirm the shredding event within the District scheduled for the first weekend after Labor Day in September.

### RECREATION REPORT

The Board recognized Ms. Wright, who submitted to and reviewed with the Board the Recreation Report for the month of April, a copy of which is attached hereto. She updated the Board on repairs ongoing in the Park, including pictures of the same.

Ms. Wright discussed with the Board the option of installation of steel bollards filled with concrete on the gravel road, as discussed at the previous meeting. She stated that she had received a proposal from Bellex for ordering and installing 20 bollards at a cost of \$11,850.00. She stated that the bollards would be placed close enough in proximity to alleviate the need for chains connecting each bollard. She noted that the bollards cannot be folded to allow emergency vehicles to pass. The Board discussed whether or not emergency vehicles would need to be able to enter the field areas. Ms. Wright noted that two of the bollards could be spaced farther apart to allow emergency vehicles to enter if necessary.

After discussion, the Board requested that Ms. Wright obtain additional proposals for installation of bollards for review by the Board at the next meeting. The Board took no action regarding such matter.

Ms. Wright informed the Board that the Spica replacement parts discussed at the previous meeting are on back order and will not be received until August, 2018. She stated that if such equipment becomes unsafe, it will be removed until the parts have been received.

Ms. Wright then reviewed with the Board a Fall Creek Sports Complex Checklist prepared by Lifestyle and a Checklist prepared by PGMS, copies of which are attached hereto. Ms. Wright further submitted to and reviewed with the Board a proposal from PGMS for landscaping/plant replacement within the Park, a copy of which is attached hereto. She noted that the cost to the District would be \$15,556.74.

The Board discussed the plants included in the proposal with Ms. Izquierdo. Ms. Izquierdo stated that PGMS would maintain the plants after planting.

At this point, Director Hurd entered the meeting.

Upon motion by Director Sileo, seconded by Director Ihns, and after full discussion, the Board voted unanimously to approve the proposal from PGMS for landscaping/plant replacement within the Park as submitted.

Director Jackson expressed his opinion that Bellex should not be the only company submitting proposals for repairs within the Park, and that Lifestyle should obtain additional proposals for repairs. He stated that Bellex had charged a large amount to the District for the shipping of the picnic tables. The Board requested that Ms. Wright provide a copy of the invoice submitted by Bellex for shipping the picnic tables for review at the next meeting.

The Board then reviewed the invoices submitted by Bellex for the month of April as detailed on the Report. After review of the invoices for the repairs, it was noted that the cost of some of the repairs may have been too small

to request proposals. It was also noted that the work performed by Bellex is ongoing during the month. Director Ihns expressed concern that obtaining additional proposals might delay repairs that need to be made on a timely basis.

Director Jackson suggested that the amount that the Recreation Director can approve for any one repair or service be reduced from \$5,000.00 per repair or service to \$2,500.00 per repair or service, and that proposals be obtained for any repairs or services which will exceed \$2,500.00.

Upon motion by Director Jackson, seconded by Director Bates, and after full discussion, the Board voted three (3) ayes to two (2) nays to reduce the amount that the Recreation Director can approve for any one repair or service from \$5,000.00 per repair or service to \$2,500.00 per repair or service, and to authorize the Recreational Director to obtain additional proposals for any repairs or services which will exceed \$2,500.00.

The Board determined that any health and/or safety issues should be handled immediately.

Director Sileo informed the Board that he had received an email requesting that the Board consider installation of a "Little Free Library" in the Sports Complex. The Board noted that there would need to be discussion regarding what entity would maintain such a structure. After discussion, the Board took no action at this time.

Upon motion by Director Sileo, seconded by Director Ihns, and after full discussion, the Board voted unanimously to approve the Recreation Report as submitted.

Mr. Halbert noted that approximately 10 acres located within the District on the west side of the Park are not being mowed and maintained. Ms. Izquierdo stated that she would relay the information to PGMS so that maintenance could begin immediately.

#### TAX ASSESSOR/COLLECTOR'S REPORT

The Board recognized Ms. Goin, who submitted to and reviewed with the Board the Tax Assessor/Collector's Report for the month of April, a copy of which is attached hereto. She noted that approximately 97.823% of the 2018 taxes had been collected. Ms. Goin also submitted to the Board the delinquent list.

Upon motion by Director Jackson, seconded by Director Sileo, and after full discussion, the Board voted unanimously to approve the Tax Assessor/Collector's Report as submitted.

#### BOOKKEEPER'S REPORT

The Board recognized Ms. Loggins, who submitted to and reviewed with the Board the Bookkeeper's Report, including payment of the checks listed therein, as well as a budget comparison and the investment report, copies of

which are attached hereto. She informed the Board that the invoice received from the City of Houston (the "City") for reclaimed water is being back billed to Escalante Redstone Golf Club.

Upon motion by Director Jackson, seconded by Director Ihns, and after full discussion, the Board voted unanimously to approve the Bookkeeper's Report and payment of the checks listed therein.

#### ENGINEER'S REPORT

The Board recognized Ms. Fields, who submitted to and reviewed with the Board the Engineer's Report, a copy of which is attached hereto. She updated the Board on ongoing engineering matters.

Ms. Fields discussed with the Board Water Well No. 1 (the "Well"). She stated that the Notice of Compliance has been received from the Texas Commission on Environmental Quality ("TCEQ"), as discussed at the previous meeting, and that the TCEQ case is now closed and the District is in full compliance. She informed the Board that the Well is now on line.

Ms. Fields next discussed with the Board the contract for construction of Lift Station No. 6 and Force Main (the "Lift Station"). She stated that Reddico Construction Co., Inc. ("Reddico") has completed construction and that the final inspection was held on April 11<sup>th</sup>. She then submitted to and reviewed with the Board Pay Estimate No. 7 and Final to Reddico in the amount of \$59,049.19, and recommended payment of the same. Upon motion by Director Sileo, seconded by Director Bates, and after full discussion, the Board voted unanimously to approve payment of Pay Estimate No. 7 and Final as submitted, based upon the recommendation of the District Engineer.

Ms. Fields informed the Board that BGE and HydroGeo Designs, LLC ("HydroGeo") have walked the portion of the Channel located north of Mesa Drive as discussed at the previous meeting, and that a report of recommended improvements is being prepared for review by the Board. She stated that such report should be available at the regular meeting of the Board scheduled for July.

Ms. Kugle informed the Board that the District has received a letter of support from the Humble Independent School District ("Humble ISD") in connection with the proposed widening of Mesa Drive, as discussed at the previous meeting, and that she is waiting for a support letter from the HOA. She stated that Harris County (the "County") has confirmed that after receipt of the letters of support, the County will contact the County Engineering Department to begin preparing a proposed interlocal agreement which will outline each entity's responsibilities.

Ms. Fields informed the Board that she had been contacted by a representative of DCP Midstream ("DCP"), a pipeline company, regarding upcoming maintenance work that will be performed along the DCP easement, a portion

of which runs through the District's sports complex. She stated that DCP has indicated that such work will not begin until January, 2020, and that DCP will make every attempt to work to the east of the proposed dog park, but would need to utilize the pipeline easement for access. She noted that the District may want to postpone construction of the proposed dog park until such time as DCP has completed the maintenance work.

Ms. Fields informed the Board that the application for approval by the TCEQ for release of escrowed funds and use of surplus funds in connection with construction of Lift Station No. 6 is complete. Ms. Kugle then submitted to and reviewed with the Board a proposed Resolution Requesting Approval from the Texas Commission on Environmental Quality for Release of Escrowed Funds and Approval of Use of Surplus Funds.

Upon motion by Director Ihns, seconded by Director Sileo, and after full discussion, the Board voted unanimously to adopt the Resolution Requesting Approval from the Texas Commission on Environmental Quality for Release of Escrowed Funds and Approval of Use of Surplus Funds, and to approve the Engineer's Report as submitted.

#### HEAR DEVELOPER'S REPORT

Mr. Campbell updated the Board on ongoing development within the District. The Board noted that no action was required.

#### OPERATOR'S REPORT

The Board recognized Ms. Aelmore, who presented the Operator's Report for the month of April, a copy of which is attached hereto. Ms. Aelmore updated the Board regarding operations within the District.

Ms. Aelmore then submitted to and reviewed with the Board the delinquent accounts. She stated that proper notice had been given as well as the opportunity to be heard in order to explain, contest, or correct the utility service bills and show reason why utility service should not be terminated for reason of nonpayment, all as required by the District's Rate Order. It was noted by the Board that Fall Creek Plaza is delinquent in utility payments and tax payments.

Upon motion by Director Ihns, seconded by Director Sileo, and after full discussion, the Board voted unanimously to authorize termination of service to the customers listed on the delinquent list, as the customers were neither present at the meeting nor presented any written statement on the matter.

Ms. Aelmore also submitted to and reviewed with the Board the collection report prepared by Penn Credit Corporation, a copy of which is attached hereto.

Ms. Aelmore next submitted to and reviewed with the Board a draft of the Consumer Confidence Report (“CCR”), a copy of which is attached hereto, and stated that the CCR would be submitted to the District’s consultants for review and comment. She further stated that the CCR, once completed, would be mailed to the District’s customers by July 1, 2019.

Ms. Aelmore submitted a written request from SI for an accumulated percentage rate increase based upon the consumer price index, and noted that such increase would be 1.1%, as provided for in the agreement between the District and SI.

Upon motion by Director Sileo, seconded by Director Ihns, and after full discussion, the Board voted unanimously to approve the Operator’s Report as submitted, and to approve the CCR, subject to incorporation of any comments by the District consultants.

REPORT FROM CHAMPION’S HYDRO-LAWN

The Board recognized Mr. Halbert, who submitted to and reviewed with the Board a written report and pictures regarding repair and maintenance of detention and drainage facilities within the District, a copy of which is attached hereto.

The Board noted that no action was required.

HEAR ATTORNEY’S REPORT

Ms. Kugle informed the Board that the Strategic Partnership Agreement (“SPA”) between the District and the City will expire in 2036. She stated that the City has expressed interest in extending the term of the SPA by thirteen (13) years, and questioned whether the Board would be interested in extending the SPA.

After discussion, the Board expressed its interest in extending the SPA for an additional 13 years, and authorized Ms. Kugle to contact the City regarding the Board’s decision.

Consider adopt of Resolution Requesting TCEQ Approval for Change in Scope and Use of Surplus Funds [P-133 Channel Improvements]

Ms. Kugle recommended that the Board defer adoption of such Resolution until more information has been presented by the District Engineer regarding proposed improvements to the Channel, as discussed earlier in the meeting.

It was the consensus of the Board to defer any action in connection with adoption of the proposed Resolution at this time.

**Adopt Order Evidencing Review of Emergency Preparedness Plan**

The Board next considered adoption of a proposed Order Evidencing Review of Emergency Preparedness Plan. Ms. Fields informed the Board that the Emergency Preparedness Plan (“EPP”) has been updated and revised to include, among other things, construction of the Well. Director Jackson noted that the Constable would need to be revised to now reflect the Harris County Sheriff’s Department. The Board discussed additional entities which may need to be added to the contact list, and requested that Directors Jackson and Sileo be added to such list. Ms. Kugle recommended that the Board review the EPP and submit any comments regarding the same to SK Law or BGE.

Upon motion by Director Sileo, seconded by Director Ihns, and after full discussion, the Board voted unanimously to adopt the Order Evidencing Review of Emergency Preparedness Plan, subject to incorporation of the revisions discussed and any comments by members of the Board after review.

**Adopt Amended Rate Order**

Ms. Kugle noted that the District had received a letter from the City regarding an increase of 2.8% in the annual rate charged for water and sewer service, effective April 1, 2019, as discussed at the previous meeting. A copy of such letter is attached hereto. She reviewed with the Board an amended Rate Schedule, which reflects the new costs to the District from the City, as well as the 1.1% accumulated percentage rate increase submitted by SI, a copy of which is attached hereto, which Schedule will be incorporated into the Amended Rate Order.

Upon motion by Director Sileo, seconded by Director Ihns, and after full discussion, the Board voted unanimously to adopt the Order Adopting Consolidated Rate Order and Rules and Regulations; Establishing A Drought Contingency Plan; Establishing A Wastewater Control Order; Establishing Certain Other Policies; and Providing Penalties for Violation Thereof, effective May 1, 2019.

**Consider approval of Encroachment Agreement**

It was the consensus of the Board to defer adoption of the Encroachment Agreement at this time.

Director Sileo informed the Board that BGE performed a survey of the location proposed for Phase 1 of the trail system, as authorized by the HOA, and that he would check on the progress being made by the HOA.

**Approve engagement letter (arbitrage compliance)**

The Board next reviewed engagement letters submitted by Municipal Risk Management Group for determining the arbitrage compliance in connection with the District’s Series 2009 Bonds, Series 2010 Bonds, Series 2014 Bonds and the District’s Series 2015 Bonds. Upon motion by Director Jackson, seconded by Director Ihns, and



after full discussion, the Board voted unanimously to approve the engagement letters between the District and Municipal Risk Management Group as submitted.

RECEIVE ARCHITECT/ENGINEER REPORT REGARDING PARK PROJECT

Mr. LaRue informed the Board that BGE had informed him that the construction plans for the Park Project are complete. He further stated that the appraiser of the 23.3 acre detention pond is working with representatives of the TCEQ to resolve the discrepancies in the appraisal, as discussed at the previous meeting.

Ms. Kugle informed the Board that Senate Bill 239 is being revised to require that the tax rate hearing conducted by the Boards of Directors of Districts is to be recorded, and further provides that a Board of Directors will consider moving meetings of the Board to a location within the District if requested by a resident of the District to do so. She further stated that such Bill has several internet website posting requirements. She informed the Board that there are companies that host websites and the Board may want to consider updates to the District's website. The Board noted that this matter should be discussed with other municipal utility district board members at the upcoming Association of Water Board Directors ("AWBD") conference.

Director Jackson informed the Board that the Fall Creek Elementary School Parent Teacher Organization has requested that the Fall Creek community participate in a survey regarding construction of a second school in the area. Director Hurd suggested that information regarding the survey be included in the utility bills sent to the customers of the District.

THERE being no further business to come before the Board, the meeting was adjourned.

PASSED, APPROVED AND ADOPTED, this 4<sup>th</sup> day of June, 2019.



  
Secretary, Board of Directors

1355247  
05/01/2019 PERSONAL  
\$9.00 MPR - NOTICE MTG

AGENDA  
HARRIS COUNTY WATER CONTROL AND IMPROVEMENT DISTRICT NO. 96

Notice is hereby given pursuant to V.T.C.A. Government Code, Chapter 551, that the Board of Directors of Harris County Water Control and Improvement District No. 96 will meet in regular session, open to the public, at 12:00 p.m., on Tuesday, May 7, 2019, at the law office of Sanford Kuhl Hagan Kugle Parker Kahn LLP, 1980 Post Oak Boulevard, Suite 1380, Houston, Texas 77056, at which meeting the following items will be considered:

1. Hear from Public;
2. Consider approving Minutes of the meeting held April 2, 2019;
3. Review security report and take any action thereon;
4. Review waste and recycling collection report;
5. Hear recreation report from Lifestyle Directors, Inc., and take any action thereon;
6. Hear Tax Assessor/Collector's Report, consider approving payment of tax bills and take any action thereon, including status of delinquent tax collections;
7. Hear Bookkeeper's report, including:
  - a. approval of payment of bills; and
  - b. approval of investment report;
8. Hear Engineer's Report, including:
  - a. authorize Engineer to proceed with the design of District facilities;
  - b. approve plans and specifications of District facilities;
  - c. authorize Engineer to advertise for bids for District projects;
  - d. approval of report, pay estimates and change orders for construction projects in the District;
  - e. authorize construction contracts and related items;
  - f. review recommendations regarding proposed P-133 improvements; and
  - g. discuss widening of Mesa Road and take any action thereon;
9. Hear report from Developer, including status of projects in District;
10. Hear Operator's Report, including:
  - a. discuss operations of water plant facilities and wastewater facilities;
  - b. authorize improvements, repairs and modifications to District's water supply and wastewater facilities;
  - c. authorize termination of water service to delinquent accounts;
  - d. consider approval of Consumer Confidence Report; and
  - e. approve Consumer Price Index price adjustment;
11. Hear report from Champion's Hydro-Lawn and take any action thereon; and
12. Hear Attorney's Report, including:
  - a. consider adoption of Resolution Requesting Approval from the Texas Commission on Environmental Quality for Release of Escrowed Funds and Use of Surplus Funds [P-133 improvements];
  - b. consider adoption of Resolution Requesting Approval from the Texas Commission on Environmental Quality for Release of Escrowed Funds and Approval of Use of Surplus Funds [Lift Station No. 6];
  - c. consider adoption of Order Evidencing Review of Emergency Preparedness Plan;
  - d. consider approval of Amended Rate Order;
  - e. consider approval of Encroachment Agreement [Fall Creek Homeowner's Association] for construction of Segment D of proposed trail system;
  - f. consider approval of engagement letter with Municipal Risk Management Group for arbitrage rebate analysis; and
14. Receive BGE Architect/Engineer report regarding Park Project and take any action thereon.

Pursuant to V.T.C.A. Government Code, Chapter 551, the Board of Directors may convene in closed session to discuss matters relating to pending or contemplated litigation, personnel matters, or real estate transactions.

EXECUTED this 30<sup>th</sup> day of April, 2019.

HARRIS COUNTY WATER CONTROL  
AND IMPROVEMENT DISTRICT NO. 96

By: Julianne B. Kugle  
Julianne B. Kugle  
Sanford Kuhl Hagan Kugle Parker Kahn LLP

CO. CLERK  
HARRIS COUNTY, TEXAS

2019 MAY -1 AM 8:42

FILED



CERTIFICATE OF POSTING OF NOTICE OF MEETING

THE STATE OF TEXAS §

COUNTY OF HARRIS §

HARRIS COUNTY WATER CONTROL AND IMPROVEMENT DISTRICT NO. 96 §

I, Jennifer Murillo, the undersigned, hereby state that I posted the attached Notice of Meeting of the Board of Directors of Harris County Water Control and Improvement District No. 96 at 7930 Fall Creek Bend, Humble, Harris County, Texas, the location inside the boundaries of the District designated for the posting of agendas, on the 30<sup>th</sup> day of April, 2019 at 2:15 o'clock p.m., which time was not less than 72 hours prior to the scheduled time of the meeting.

Jennifer Murillo  
(Name)

AGENDA  
HARRIS COUNTY WATER CONTROL AND IMPROVEMENT DISTRICT NO. 96

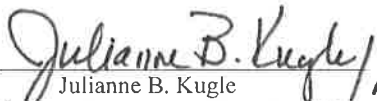
Notice is hereby given pursuant to V.T.C.A. Government Code, Chapter 551, that the Board of Directors of Harris County Water Control and Improvement District No. 96 will meet in regular session, open to the public, at 12:00 p.m., on Tuesday, May 7, 2019, at the law office of Sanford Kuhl Hagan Kugle Parker Kahn LLP, 1980 Post Oak Boulevard, Suite 1380, Houston, Texas 77056, at which meeting the following items will be considered:

1. Hear from Public;
2. Consider approving Minutes of the meeting held April 2, 2019;
3. Review security report and take any action thereon;
4. Review waste and recycling collection report;
5. Hear recreation report from Lifestyle Directors, Inc., and take any action thereon;
6. Hear Tax Assessor/Collector's Report, consider approving payment of tax bills and take any action thereon, including status of delinquent tax collections;
7. Hear Bookkeeper's report, including:
  - a. approval of payment of bills; and
  - b. approval of investment report;
8. Hear Engineer's Report, including:
  - a. authorize Engineer to proceed with the design of District facilities;
  - b. approve plans and specifications of District facilities;
  - c. authorize Engineer to advertise for bids for District projects;
  - d. approval of report, pay estimates and change orders for construction projects in the District;
  - e. authorize construction contracts and related items;
  - f. review recommendations regarding proposed P-133 improvements; and
  - g. discuss widening of Mesa Road and take any action thereon;
9. Hear report from Developer, including status of projects in District;
10. Hear Operator's Report, including:
  - a. discuss operations of water plant facilities and wastewater facilities;
  - b. authorize improvements, repairs and modifications to District's water supply and wastewater facilities;
  - c. authorize termination of water service to delinquent accounts;
  - d. consider approval of Consumer Confidence Report; and
  - e. approve Consumer Price Index price adjustment;
11. Hear report from Champion's Hydro-Lawn and take any action thereon; and
12. Hear Attorney's Report, including:
  - a. consider adoption of Resolution Requesting Approval from the Texas Commission on Environmental Quality for Release of Escrowed Funds and Use of Surplus Funds [P-133 improvements];
  - b. consider adoption of Resolution Requesting Approval from the Texas Commission on Environmental Quality for Release of Escrowed Funds and Approval of Use of Surplus Funds [Lift Station No. 6];
  - c. consider adoption of Order Evidencing Review of Emergency Preparedness Plan;
  - d. consider approval of Amended Rate Order;
  - e. consider approval of Encroachment Agreement [Fall Creek Homeowner's Association] for construction of Segment D of proposed trail system;
  - f. consider approval of engagement letter with Municipal Risk Management Group for arbitrage rebate analysis; and
14. Receive BGE Architect/Engineer report regarding Park Project and take any action thereon.

Pursuant to V.T.C.A. Government Code, Chapter 551, the Board of Directors may convene in closed session to discuss matters relating to pending or contemplated litigation, personnel matters, or real estate transactions.

EXECUTED this 30<sup>th</sup> day of April, 2019.

HARRIS COUNTY WATER CONTROL  
AND IMPROVEMENT DISTRICT NO. 96

By:   
Julianne B. Kugle MBD  
Sanford Kuhl Hagan Kugle Parker Kahn LLP



CERTIFICATE OF POSTING OF NOTICE OF MEETING

THE STATE OF TEXAS §

COUNTY OF HARRIS §

HARRIS COUNTY WATER CONTROL AND IMPROVEMENT DISTRICT NO. 96 §

I, Mary Drews, the undersigned, hereby state that I posted the attached Notice of Meeting of the Board of Directors of Harris County Water Control and Improvement District No. 96 in the administrative office, 1980 Post Oak Boulevard, Suite 1380, Houston, Texas on April 30, 2019 at 2:00 o'clock p.m., which time was not less than 72 hours prior to the scheduled time of the meeting.

  
\_\_\_\_\_  
Mary Drews

AGENDA  
HARRIS COUNTY WATER CONTROL AND IMPROVEMENT DISTRICT NO. 96

Notice is hereby given pursuant to V.T.C.A. Government Code, Chapter 551, that the Board of Directors of Harris County Water Control and Improvement District No. 96 will meet in regular session, open to the public, at **12:00 p.m.**, on **Tuesday, May 7, 2019**, at the law office of Sanford Kuhl Hagan Kugle Parker Kahn LLP, **1980 Post Oak Boulevard, Suite 1380, Houston, Texas 77056**, at which meeting the following items will be considered:

1. Hear from Public;
2. Consider approving Minutes of the meeting held April 2, 2019;
3. Review security report and take any action thereon;
4. Review waste and recycling collection report;
5. Hear recreation report from Lifestyle Directors, Inc., and take any action thereon;
6. Hear Tax Assessor/Collector's Report, consider approving payment of tax bills and take any action thereon, including status of delinquent tax collections;
7. Hear Bookkeeper's report, including:
  - a. approval of payment of bills; and
  - b. approval of investment report;
8. Hear Engineer's Report, including:
  - a. authorize Engineer to proceed with the design of District facilities;
  - b. approve plans and specifications of District facilities;
  - c. authorize Engineer to advertise for bids for District projects;
  - d. approval of report, pay estimates and change orders for construction projects in the District;
  - e. authorize construction contracts and related items;
  - f. review recommendations regarding proposed P-133 improvements; and
  - g. discuss widening of Mesa Road and take any action thereon;
9. Hear report from Developer, including status of projects in District;
10. Hear Operator's Report, including:
  - a. discuss operations of water plant facilities and wastewater facilities;
  - b. authorize improvements, repairs and modifications to District's water supply and wastewater facilities;
  - c. authorize termination of water service to delinquent accounts;
  - d. consider approval of Consumer Confidence Report; and
  - e. approve Consumer Price Index price adjustment;
11. Hear report from Champion's Hydro-Lawn and take any action thereon; and
12. Hear Attorney's Report, including:
  - a. consider adoption of Resolution Requesting Approval from the Texas Commission on Environmental Quality for Release of Escrowed Funds and Use of Surplus Funds [P-133 improvements];
  - b. consider adoption of Resolution Requesting Approval from the Texas Commission on Environmental Quality for Release of Escrowed Funds and Approval of Use of Surplus Funds [Lift Station No. 6];
  - c. consider adoption of Order Evidencing Review of Emergency Preparedness Plan;
  - d. consider approval of Amended Rate Order;
  - e. consider approval of Encroachment Agreement [Fall Creek Homeowner's Association] for construction of Segment D of proposed trail system;
  - f. consider approval of engagement letter with Municipal Risk Management Group for arbitrage rebate analysis; and
14. Receive BGE Architect/Engineer report regarding Park Project and take any action thereon.

Pursuant to V.T.C.A. Government Code, Chapter 551, the Board of Directors may convene in closed session to discuss matters relating to pending or contemplated litigation, personnel matters, or real estate transactions.

EXECUTED this 30<sup>th</sup> day of April, 2019.

HARRIS COUNTY WATER CONTROL  
AND IMPROVEMENT DISTRICT NO. 96

By: Julianne B. Kugle / MBD  
Julianne B. Kugle  
Sanford Kuhl Hagan Kugle Parker Kahn LLP





# RESIDENTIAL

Recycling & Refuse of Texas

## WCID 96

### Recycling Data

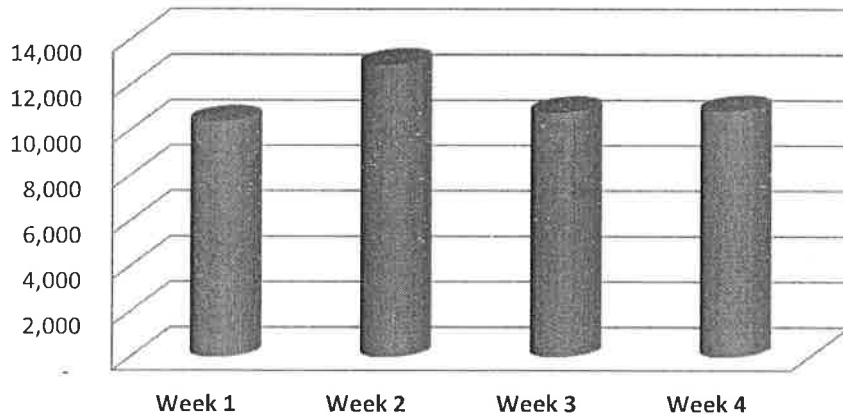
Provided By: Residential Recycling of Texas  
Saving Texas resources one home at a time



#### April

|                     |               |
|---------------------|---------------|
| Week 1              | 10,360        |
| Week 2              | 12,880        |
| Week 3              | 10,760        |
| Week 4              | 10,816        |
| Week 5              | -             |
| <b>Total Pounds</b> | <b>44,816</b> |
| <b>Total Tons</b>   | <b>22.4</b>   |

#### April 2019



#### Resources Conserved

|                 |         |         |             |
|-----------------|---------|---------|-------------|
| Trees           | Saved   | 381     |             |
| Water           | Saved   | 156,856 | Gallons     |
| Air Pollution   | Reduced | 1,344   | Pounds      |
| Electricity     | Saved   | 91,873  | kW Hours    |
| Land Fill Space | Saved   | 74      | Cubic Yards |





# RESIDENTIAL

Recycling & Refuse of Texas

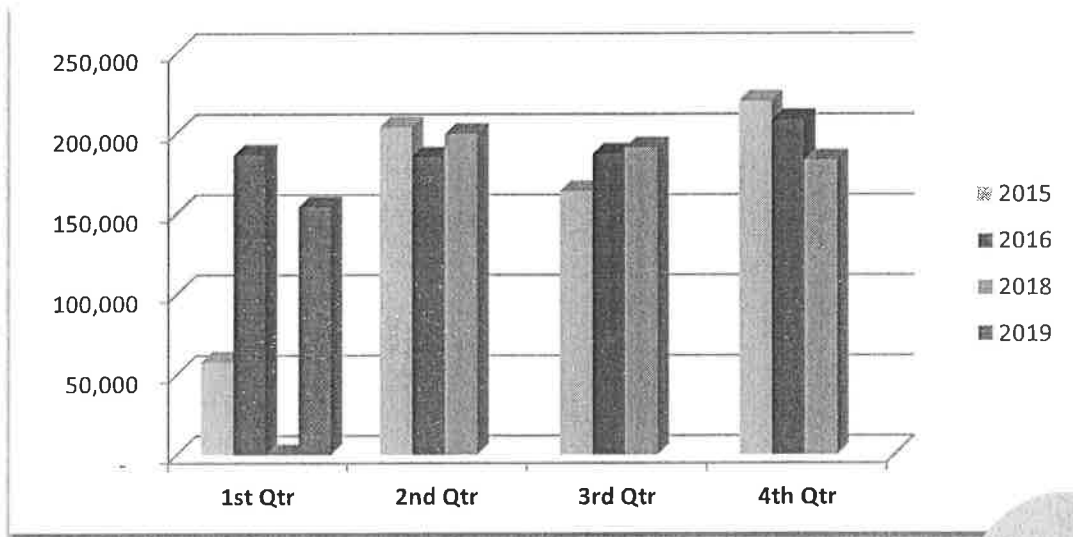
## WCID 96

### Recycling Data

Provided By: Residential Recycling of Texas  
Saving Texas resources one home at a time



|                     | 2015           | 2016           | 2018           | 2019    |
|---------------------|----------------|----------------|----------------|---------|
| 1st Qtr             | 57,600         | 186,453        | -              | 154,129 |
| 2nd Qtr             | 203,650        | 184,912        | 199,560        |         |
| 3rd Qtr             | 163,827        | 187,181        | 191,000        |         |
| 4th Qtr             | 219,940        | 208,073        | 183,213        |         |
| <b>Total Pounds</b> | <b>645,017</b> | <b>766,619</b> | <b>573,773</b> |         |
| <b>Total Tons</b>   |                |                | <b>1,070</b>   |         |




### Resources Conserved

|                 |         |           |             |
|-----------------|---------|-----------|-------------|
| Trees           | Saved   | 4,483     |             |
| Water           | Saved   | 1,845,963 | Gallons     |
| Air Pollution   | Reduced | 15,823    | Pounds      |
| Electricity     | Saved   | 1,081,207 | kW Hours    |
| Land Fill Space | Saved   | 870       | Cubic Yards |







# RESIDENTIAL

Recycling & Refuse of Texas

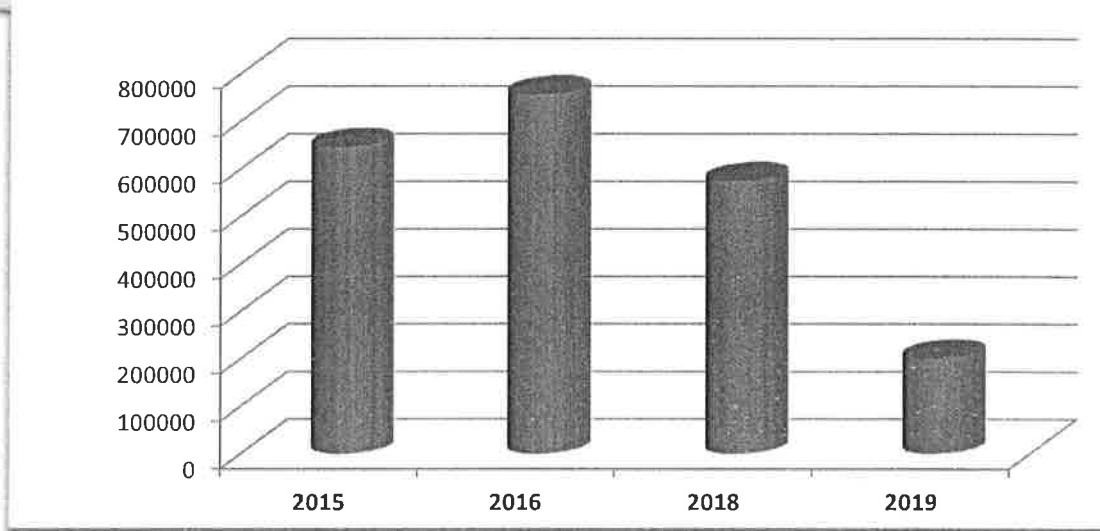
## Recycling Data

Provided By: Residential Recycling of Texas  
Saving Texas resources one home at a time

### Yearly Accumulated Totals



| Year                | Pounds  |                  |
|---------------------|---------|------------------|
| 2015                | 645,017 |                  |
| 2016                | 755,369 |                  |
| 2018                | 573,773 |                  |
| 2019                | 198,945 |                  |
| <b>Total Pounds</b> |         | <b>2,173,104</b> |
| <b>Total Tons</b>   |         | <b>1,087</b>     |



### Resources Conserved

|                 |         |           |             |
|-----------------|---------|-----------|-------------|
| Trees           | Saved   | 18,471    |             |
| Water           | Saved   | 7,605,864 | Gallons     |
| Air Pollution   | Reduced | 65,193    | Pounds      |
| Electricity     | Saved   | 4,454,863 | kW Hours    |
| Land Fill Space | Saved   | 3,586     | Cubic Yards |






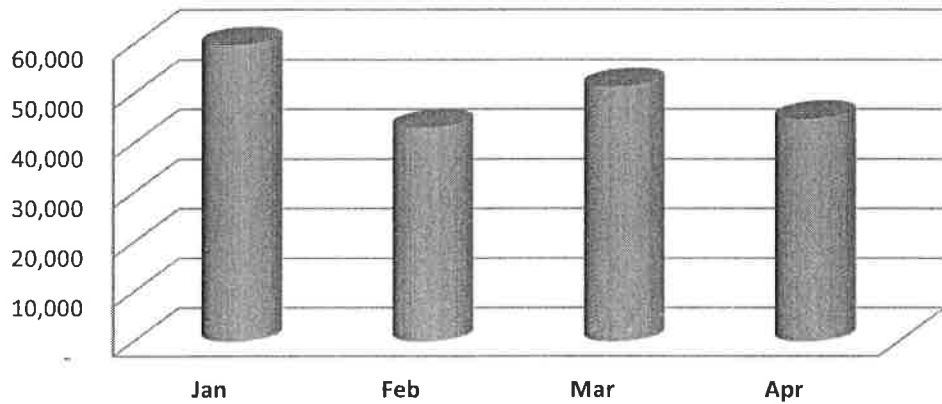
# RESIDENTIAL

Recycling & Refuse of Texas

## WCID 96 Recycling Data

Provided By: Residential Recycling of Texas  
Saving Texas resources one home at a time

|                     |   |                |
|---------------------|---|----------------|
| Jan                 |  | 59,720         |
| Feb                 |   | 43,040         |
| Mar                 |   | 51,369         |
| Apr                 |   | 44,816         |
| <b>Total Pounds</b> |   | <b>198,945</b> |
| <b>Total Tons</b>   | <b>99.5</b>   |                |



### Resources Conserved

|                 |         |         |             |
|-----------------|---------|---------|-------------|
| Trees           | Saved   | 1,691   |             |
| Water           | Saved   | 696,308 | Gallons     |
| Air Pollution   | Reduced | 5,968   | Pounds      |
| Electricity     | Saved   | 407,837 | kW Hours    |
| Land Fill Space | Saved   | 328     | Cubic Yards |



FALL CREEK SPORTS COMPLEX

# Monthly Recreation Report

---

April 2019

**Prepared by Kasaundra Wright, Recreation Director  
Risher Lifestyle Management  
A Member of The Risher Companies**

### April Overview of Events

For the month of April, the Risher Companies worked on the following for the Fall Creek Sports Complex and Harris County Water Control and Improvement District 96:


- Received and processed incoming forms and payments for field and pavilion reservations
- Reviewed, accepted, scheduled, and posted confirmed reservations
- Contacted contracted companies for needed repairs and replacements
- Purchased necessary supplies and equipment for general up keeping and safety needs

### April Income

|   |                   |
|---|-------------------|
| Baseball & Soccer Field Reservations    | \$2,907.50        |
| Pavilion & Sand Volleyball Reservations | \$607.12          |
| <b>Reservation Total</b>                | <b>\$3,514.62</b> |


### Repairs & Replacements




- Bollard Option for Gravel Road




- \$325 each for mid-level steel outside filled with concrete, not painted, \$6,500 subtotal for 20
- \$650 shipping for 20 bollards
- Other materials are high end stainless steel, bronze, etc.
- Painted steel can be repainted if damaged
- Fold down style bollards are anchored to concrete instead of being filled with concrete and will not do well if hit by a vehicle
- Bollards are typically yellow to increase visibility but if painting is needed price would be approximately \$650
- \$140 each hole bore plus cement base materials, \$3,650 subtotal plus \$400 heavy equipment rental
- \$11,850 total


- Kompan Playgrounds
  - Spica replacement parts have been put on backorder, expected shipment date is now August 15<sup>th</sup> instead of April 29<sup>th</sup>
- Big Ass Fans
  - Issues with both fans over the past few weeks
  - Empire Electric has performed troubleshooting steps on both based on manufacturer's suggestions
  - If problems persist, manufacturer can send out specialized technician to evaluate and make repairs
- Musco Lighting
  - Light switch covers have been installed on soccer and baseball light switches to deter unauthorized usage
- Bellex Contracting
  - Repaired light supports in trees around pavilion, re-secured soccer nets, installed key covers on field lights, re-aligned vehicle signs, secured fence around lift station, re-aligned gates around baseball fields and in dugouts
  - Invoice attached for \$2,158.25








- Pressure washing needed on limestone benches, sidewalks, etc.
- Wait until expansion complete?
- Proposal attached for baseball dugout floors, bleachers, limestone walls behind dugouts, sidewalks near fields, and canopies for \$3,079.27
- Proposal attached for limestone benches by playground and sand volleyball court, sidewalks around pavilion, stone columns under pavilion, bathroom floors, pavilion floor (large & small pavilions), dumpster area floor, and dumpster area walls for \$2,547.03
- Risher Lifestyle Management
  - Checklist was completed and is attached
- PGMS
  - Checklist was completed and is attached





### **Park Expansion**

- Proof-read and provided suggestions and contact information to BGE regarding signage for fitness areas and splash pad to be displayed once areas are built with expansion

### **Current Reservations**

- Fall Creek Adult Softball on Sunday evenings
- Fall Creek Adult Soccer on Friday evenings
- Camp Gladiator on Monday, Wednesday mornings and evenings and Friday, and Saturday mornings
- JC Sports Soccer League and Club on Monday, Tuesday, and Saturday evenings
- 10 to 15 reservations per week in addition to those mentioned above
- Approximately 140 reservations for the month of April

### **Friends of Fall Creek Park**

- The next meeting has not currently been scheduled

# BELLEX

12914 Cambridge Eagle Dr  
Houston, TX 77044-5059

281-435-9728      joanna.vargas@bellexservices.com

# Invoice

| Date     | Invoice # |
|----------|-----------|
| 5/6/2019 | 2820      |

| Bill To  |
|--|
| Harris County WCID #96 Park Operations<br>c/o Fall Creek Community Association<br>Attn: Kas Kramer<br>7930 Fall Creek Bend<br>Humble, TX 77396 |

| Project                               | Terms  | Account # | Rep    |
|---------------------------------------|--|-----------|--------|
| FC Sports, Gen Maintenance (Apr 2019) | Due on receipt   | 0437.51   | CLD    |
| Quantity                              | Description  | Rate      | Amount |
|                                       | Project: Repair Lighting Supports in Trees at Pavilion (Completed 04/18/2019)  |           |        |
|                                       | Labor  | 295.00    | 295.00 |
|                                       | Materials  | 39.89     | 39.89  |
|                                       | Subtotal   |           | 334.89 |
|                                       | Includes: Replacement of broken lighting clamps in trees around pavilions; Hardware was painted to blend with surroundings.  |           |        |
|                                       | *****  |           |        |
|                                       | Project: Secure Soccer Nets (Completed 04/13/2019)   |           |        |
|                                       | Labor  | 175.00    | 175.00 |
|                                       | Materials  | 189.51    | 189.51 |
|                                       | Subtotal   |           | 364.51 |
|                                       | Includes: Purchase new Velcro straps and reapply to six nets; Straps are replaced due to damage or being removed by players.   |           |        |
|                                       | *****  |           |        |
|                                       | Project: Field Lighting Security Cover Installation  |           |        |
|                                       | Labor - Soccer Field Panel (Completed 04/13/2019)  | 175.00    | 175.00 |
|                                       | Labor - Baseball Field Panel (Completed 04/13/2019)  | 175.00    | 175.00 |
|                                       | Materials  | 66.85     | 66.85  |
|                                       | Subtotal   |           | 416.85 |
|                                       | Includes: Installation of security covers to soccer and baseball field lighting panels; Security covers were provided by Client; Additionally includes adding new locks to both security covers and gate associated to soccer field barrier. |           |        |
|                                       | *****  |           |        |
|                                       | Project: Level and Alignment of "Non-Motorized Vehicles" Warning Signs / 2 each (Completed 04/22/2019)   |           |        |
|                                       | Labor  | 95.00     | 95.00  |
|                                       | Subtotal   |           | 95.00  |
|                                       | *****  |           |        |

|                                       |                         |
|---------------------------------------|-------------------------|
| Please make checks payable to BELLEX. | <b>Subtotal</b>         |
|                                       | <b>Sales Tax (0.0%)</b> |
|                                       | <b>Total</b>            |
|                                       | <b>Payments/Credits</b> |
|                                       | <b>Balance Due</b>      |



# BELLEX

12914 Cambridge Eagle Dr  
Houston, TX 77044-5059

281-435-9728      joanna.vargas@bellexservices.com

# Invoice

| Date     | Invoice # |
|----------|-----------|
| 5/6/2019 | 2820      |

| Bill To  |
|--|
| Harris County WCID #96 Park Operations<br>c/o Fall Creek Community Association<br>Attn: Kas Kramer<br>7930 Fall Creek Bend<br>Humble, TX 77396 |

| Project                               | Terms   | Account # | Rep    |
|---------------------------------------|---|-----------|--------|
| FC Sports, Gen Maintenance (Apr 2019) | Due on receipt  | 0437.51   | CLD    |
| Quantity                              | Description   | Rate      | Amount |
|                                       | Project: Align & Secure Fence Surrounding Lift Station near Main Pavilion (Completed 04/22/2019)  |           |        |
|                                       | Labor   | 95.00     | 95.00  |
|                                       | Materials   | 32.50     | 32.50  |
|                                       | Subtotal  |           | 127.50 |
|                                       | Includes: Realignment of existing fence allowing latch to close and secure properly; New heavy duty latch added to prevent bending of latch.  |           |        |
|                                       | *****   |           |        |
|                                       | Project: Align & Secure Fence Surrounding Electrical Panel near Gravel Road (Completed 04/20/2019)  |           |        |
|                                       | Labor   | 60.00     | 60.00  |
|                                       | Materials   | 32.50     | 32.50  |
|                                       | Subtotal  |           | 92.50  |
|                                       | Includes: Realignment of existing fence allowing latch to close and secure properly; New heavy duty latch added to prevent bending of latch.  |           |        |
|                                       | *****   |           |        |
|                                       | Project: Realignment & Additional Securing of Gates at Baseball Fields (Completed 04/18/2019 & 05/04/2019)  |           |        |
|                                       | Labor, Materials, & Equipment   | 544.00    | 544.00 |
|                                       | Subtotal  |           | 544.00 |
|                                       | Includes: Rehang and re-support gates; Addition of more heavy duty self taping screws to prevent hinge shifting and screw shredding; Rehang Field #2 dugout gate along 1st base; Rehang Field #2 maintenance gate along 1st base side plus add an extension for latching; Resecure and support Field #2 maintenance gate along 3rd base side; Resecure and support Field #1 maintenance gate along 1st base side. |           |        |
|                                       | *****   |           |        |
|                                       | Project: Lubricate Ceased Lock at Pavilion (Completed 04/25/2019)   |           |        |
|                                       | Labor   | 10.00     | 10.00  |
|                                       | Subtotal  |           | 10.00  |
|                                       | ****  |           |        |

|                                       |                         |
|---------------------------------------|-------------------------|
| Please make checks payable to BELLEX. | <b>Subtotal</b>         |
|                                       | <b>Sales Tax (0.0%)</b> |
|                                       | <b>Total</b>            |
|                                       | <b>Payments/Credits</b> |
|                                       | <b>Balance Due</b>      |

# BELLEX

12914 Cambridge Eagle Dr  
Houston, TX 77044-5059

281-435-9728      joanna.vargas@bellexservices.com

## Invoice

| Date     | Invoice # |
|----------|-----------|
| 5/6/2019 | 2820      |

| Bill To  |
|--|
| Harris County WCID #96 Park Operations<br>c/o Fall Creek Community Association<br>Attn: Kas Kramer<br>7930 Fall Creek Bend<br>Humble, TX 77396 |

| Project                               | Terms  | Account # | Rep    |
|---------------------------------------|--|-----------|--------|
| FC Sports, Gen Maintenance (Apr 2019) | Due on receipt   | 0437.51   | CLD    |
| Quantity                              | Description  | Rate      | Amount |
|                                       | Project: Repair Leaking Women's Toilet at Pavilion (Completed 05/01/2019)  |           |        |
|                                       | Labor, Materials, & Equipment  | 95.00     | 95.00  |
|                                       | Materials  | 78.00     | 78.00  |
|                                       | Subtotal   |           | 173.00 |
|                                       | Includes: Initial assessment and temporary adjustment to reduce leaking; Seal kit replacement and proper alignment to stop leak. |           |        |
|                                       | *****  |           |        |

|                                       |                         |            |
|---------------------------------------|-------------------------|------------|
| Please make checks payable to BELLEX. | <b>Subtotal</b>         | \$2,158.25 |
|                                       | <b>Sales Tax (0.0%)</b> | \$0.00     |
|                                       | <b>Total</b>            | \$2,158.25 |
|                                       | <b>Payments/Credits</b> | \$0.00     |
|                                       | <b>Balance Due</b>      | \$2,158.25 |

# BELLEX

12914 Cambridge Eagle Dr  
Houston, TX 77044-5059

281-435-9728      joanna.vargas@bellexservices.com

## Proposal

|           |            |
|-----------|------------|
| Date      | Estimate # |
| 2/14/2019 | 3179       |

|  |
|--|
| Name / Address   |
| Harris County WCID #96 Park Operations<br>c/o Fall Creek Community Association<br>Attn: Kas Kramer<br>7930 Fall Creek Bend<br>Humble, TX 77396 |

|   |                |           |     |
|---|----------------|-----------|-----|
| Project                                   | Terms          | Account # | Rep |
| FC Sports,PW Baseball & Canopy Areas 2019 | Due on receipt | 0437.47   | CLD |

| Qty | Description  | Rate   | Total  |
|-----|--|--------|--------|
|     | Pressure Washing (PW) Services at Fall Creek Sports Complex Baseball Fields & Canopies |        |        |
|     | Project: PW Limestone walls behind dugout benches, both sides, all four dugouts        |        |        |
|     | Labor  | 138.00 | 138.00 |
|     | Materials  | 9.09   | 9.09   |
|     | Equipment  | 24.50  | 24.50  |
|     | Subtotal   |        | 171.59 |
|     | *****  |        |        |
|     | Project: PW dugout floors, all four  |        |        |
|     | Labor  | 161.00 | 161.00 |
|     | Materials  | 9.09   | 9.09   |
|     | Equipment  | 24.50  | 24.50  |
|     | Subtotal   |        | 194.59 |
|     | *****  |        |        |
|     | Project: PW bleachers and dugout benches cleaned                                       |        |        |
|     | Labor  | 295.50 | 295.50 |
|     | Materials  | 19.75  | 19.75  |
|     | Equipment  | 24.50  | 24.50  |
|     | Subtotal   |        | 339.75 |
|     | *****  |        |        |
|     | Project: PW baseball field sidewalks and concrete floor surface                        |        |        |
|     | Labor  | 517.50 | 517.50 |
|     | Materials  | 36.34  | 36.34  |
|     | Equipment  | 24.50  | 24.50  |
|     | Subtotal   |        | 578.34 |
|     | *****  |        |        |

|                                       |                         |
|---------------------------------------|-------------------------|
| Please make checks payable to BELLEX. | <b>Subtotal</b>         |
|                                       | <b>Sales Tax (0.0%)</b> |
|                                       | <b>Total</b>            |
| Proposal Expires: 03/14/2019          |                         |
| www.bellexservices.com                |                         |

# BELLEX

12914 Cambridge Eagle Dr  
Houston, TX 77044-5059

281-435-9728      joanna.vargas@bellexservices.com

## Proposal

|           |            |
|-----------|------------|
| Date      | Estimate # |
| 2/14/2019 | 3179       |

|  |
|--|
| Name / Address   |
| Harris County WCID #96 Park Operations<br>c/o Fall Creek Community Association<br>Attn: Kas Kramer<br>7930 Fall Creek Bend<br>Humble, TX 77396 |

|   |                |           |     |
|---|----------------|-----------|-----|
| Project                                   | Terms          | Account # | Rep |
| FC Sports,PW Baseball & Canopy Areas 2019 | Due on receipt | 0437.47   | CLD |

| Qty | Description   | Rate     | Total    |
|-----|---|----------|----------|
|     | Project: Baseball Canopy Detailed Cleaning over bleachers and dugouts   |          |          |
|     | Labor   | 1,630.50 | 1,630.50 |
|     | Materials   | 140.00   | 140.00   |
|     | Equipment   | 24.50    | 24.50    |
|     | Subtotal  |          | 1,795.00 |
|     | Includes: Total of eight (8) canopies cleaned; Cleaning included the top heavy scaling from trees and the underside of the canopies over the baseball dugouts/bleachers;Soft wash (non-high pressure) cleaning. |          |          |
|     | *****   |          |          |
|     | All Services exclude:   |          |          |
|     | * Removal of Rust Stains, Deep Oil Stains or Tannin Stains (from acorns);   |          |          |
|     | General Notes:  |          |          |
|     | * Please be aware that high pressure washing should NOT be performed on canopies; The high pressure will damage the fabric fibers and decrease the life of the canopy;  |          |          |

|                                       |                         |            |
|---------------------------------------|-------------------------|------------|
| Please make checks payable to BELLEX. | <b>Subtotal</b>         | \$3,079.27 |
|                                       | <b>Sales Tax (0.0%)</b> | \$0.00     |
|                                       | <b>Total</b>            | \$3,079.27 |
| Proposal Expires: 03/14/2019          |                         |            |
| www.bellexservices.com                |                         |            |

# BELLE X

12914 Cambridge Eagle Dr  
Houston, TX 77044-5059

281-435-9728      joanna.vargas@bellexservices.com

# Proposal

|           |            |
|-----------|------------|
| Date      | Estimate # |
| 2/14/2019 | 3178       |

|  |
|--|
| Name / Address   |
| Harris County WCID #96 Park Operations<br>c/o Fall Creek Community Association<br>Attn: Kas Kramer<br>7930 Fall Creek Bend<br>Humble, TX 77396 |

|                                  |                               |           |     |
|----------------------------------|-------------------------------|-----------|-----|
| Project                          | Terms                         | Account # | Rep |
| FC Sports, PW Pavilion Area 2019 | 50% Execution; 50% Completion | 0437.46   | JJV |

| Qty | Description  | Rate   | Total  |
|-----|--|--------|--------|
|     | Pressure Washing (PW) Services at Fall Creek Sports Complex Pavilion<br>Areas: Pavilion / Playground / Dumpster / Electrical Vault / Soccer Pavilion |        |        |
|     | Project: PW Limestone benches by playground and sand volleyball court  |        |        |
|     | Labor, Pressure Washing  | 230.00 | 230.00 |
|     | Materials  | 13.63  | 13.63  |
|     | Equipment  | 24.50  | 24.50  |
|     | Subtotal   |        | 268.13 |
|     | *****  |        |        |
|     | Project: PW Sidewalks throughout pavilion/playground including heavy traffic sidewalks<br>extending from pavilion                                    |        |        |
|     | Labor, Pressure Washing  | 540.50 | 540.50 |
|     | Materials  | 31.80  | 31.80  |
|     | Equipment  | 24.50  | 24.50  |
|     | Subtotal   |        | 596.80 |
|     | *****  |        |        |
|     | Project: PW Stone columns under pavilions  |        |        |
|     | Labor, Pressure Washing  | 103.50 | 103.50 |
|     | Materials  | 4.54   | 4.54   |
|     | Equipment  | 24.50  | 24.50  |
|     | Subtotal   |        | 132.54 |
|     | *****  |        |        |
|     | Project: PW Bathroom Floors at Pavilion  |        |        |
|     | Labor, Pressure Washing  | 201.25 | 201.25 |
|     | Materials  | 13.63  | 13.63  |
|     | Equipment  | 24.50  | 24.50  |
|     | Subtotal   |        | 239.38 |
|     | Includes: Surface cleaning of restrooms and PW rinse throughout  |        |        |
|     | *****  |        |        |

|  |                         |
|--|-------------------------|
| Thank you for the project opportunity.<br><br>Proposal Expires: 03/14/2019<br><br>www.bellexservices.com | <b>Subtotal</b>         |
|  | <b>Sales Tax (0.0%)</b> |
|  | <b>Total</b>            |

# BELLE X

12914 Cambridge Eagle Dr  
Houston, TX 77044-5059

281-435-9728      joanna.vargas@bellexservices.com

# Proposal

|           |            |
|-----------|------------|
| Date      | Estimate # |
| 2/14/2019 | 3178       |

|  |
|--|
| Name / Address   |
| Harris County WCID #96 Park Operations<br>c/o Fall Creek Community Association<br>Attn: Kas Kramer<br>7930 Fall Creek Bend<br>Humble, TX 77396 |

|                                  |                               |           |     |
|----------------------------------|-------------------------------|-----------|-----|
| Project                          | Terms                         | Account # | Rep |
| FC Sports, PW Pavilion Area 2019 | 50% Execution; 50% Completion | 0437.46   | JJV |

| Qty | Description  | Rate   | Total  |
|-----|--|--------|--------|
|     | Project: PW concrete flooring under pavilion with PW Rinse of Picnic tables  |        |        |
|     | Labor  | 339.25 | 339.25 |
|     | Materials  | 13.63  | 13.63  |
|     | Equipment  | 24.50  | 24.50  |
|     | Subtotal   |        | 377.38 |
|     | *****  |        |        |
|     | Project: PW / Mildew Removal / Mildewcide application Throughout Pavilion & Ceiling                                  |        |        |
|     | Labor, Pressure Washing  | 345.00 | 345.00 |
|     | Materials  | 138.00 | 138.00 |
|     | Equipment  | 24.50  | 24.50  |
|     | Subtotal   |        | 507.50 |
|     | *****  |        |        |
|     | Project: PW Small Soccer Pavilion  |        |        |
|     | Labor  | 126.50 | 126.50 |
|     | Materials  | 6.33   | 6.33   |
|     | Equipment  | 24.50  | 24.50  |
|     | Subtotal   |        | 157.33 |
|     | Includes: Removal of spider webs, mud daubers, & wasp nests; PW rinse of tables; PW concrete flooring under pavilion |        |        |
|     | *****  |        |        |
|     | Project: PW Dumpster Area  |        |        |
|     | Labor  | 100.74 | 100.74 |
|     | Materials  | 9.09   | 9.09   |
|     | Equipment  | 24.50  | 24.50  |
|     | Subtotal   |        | 134.33 |
|     | *****  |        |        |
|     | Project: PW Electrical Vault Perimeter Walls   |        |        |
|     | Labor, Pressure Washing  | 100.05 | 100.05 |
|     | Materials  | 9.09   | 9.09   |
|     | Equipment  | 24.50  | 24.50  |
|     | Subtotal   |        | 133.64 |

|  |                         |
|--|-------------------------|
| Thank you for the project opportunity. | <b>Subtotal</b>         |
|  | <b>Sales Tax (0.0%)</b> |
|  | <b>Total</b>            |
| Proposal Expires: 03/14/2019           |                         |
| www.bellexservices.com                 |                         |

# BELLEX

12914 Cambridge Eagle Dr  
Houston, TX 77044-5059

281-435-9728      joanna.vargas@bellexservices.com

## Proposal

|           |            |
|-----------|------------|
| Date      | Estimate # |
| 2/14/2019 | 3178       |

|  |
|--|
| Name / Address   |
| Harris County WCID #96 Park Operations<br>c/o Fall Creek Community Association<br>Attn: Kas Kramer<br>7930 Fall Creek Bend<br>Humble, TX 77396 |

|                                  |                               |           |     |
|----------------------------------|-------------------------------|-----------|-----|
| Project                          | Terms                         | Account # | Rep |
| FC Sports, PW Pavilion Area 2019 | 50% Execution; 50% Completion | 0437.46   | JJV |

| Qty | Description   | Rate | Total |
|-----|---|------|-------|
|     | <p>*****</p> <p>General Exclusion:</p> <ul style="list-style-type: none"> <li>* Removal of Rust Stains, Deep Oil Stains or Tannin Stains (from acorns);</li> <li>* Parking Lot Pressure Washing;</li> <li>* Playground equipment;</li> <li>* PW concession area;</li> </ul> |      |       |

|  |                         |            |
|--|-------------------------|------------|
| Thank you for the project opportunity. | <b>Subtotal</b>         | \$2,547.03 |
|  | <b>Sales Tax (0.0%)</b> | \$0.00     |
|  | <b>Total</b>            | \$2,547.03 |
| Proposal Expires: 03/14/2019           |                         |            |
| www.bellexservices.com                 |                         |            |

## Fall Creek Sports Complex Checklist

| Baseball Fields   | Date Checked | Notes   |
|---|--------------|---|
| Turf condition: color, weeds, thickness, ants           | 4/8,18,30    | Good, balanced. Pictures of both fields.        |
| Level of infield dirt                                   | 4/8,18,30    | Good, balanced. Pictures of both fields.        |
| Lip level between dirt/grass                            | 4/8,18,30    | Good, balanced. Pictures of both fields.        |
| Irrigation concerns with outfields, infields            | 4/8,18,30    | Green, full. Pictures of both fields.           |
| All bases and pitcher's mound in correct position       | 4/8,18,30    | Good, balanced. Pictures of both fields.        |
| Foul poles are straight                                 | 4/8,18,30    |   |
| Outfield fence cover connected and secure               | 4/8,18,30    |   |
| Dugout fence gates close, latches are not bent          | 4/8,18,30    | Discussed with Bellex for correcting.           |
| Field/dugouts are free of trash                         | 4/8,18,30    | Trash collected while on-site each time.        |
| Benches in dugouts are straight/secure/clean            | 4/8,18,30    |   |
| Bleachers are straight/secure/clean                     | 4/8,18,30    |   |
| Canopies are free of holes/tears                        | 4/8,18,30    |   |
| Canopies are free of large branches/debris              | 4/8,18,30    |   |
| Trash cans are not damaged                              | 4/8,18,30    |   |
| Trash cans have bags and are not overflowing            | 4/8,18,30    | Clean.  |
| Rakes are not broken                                    | 4/8,18,30    |   |
| Rakes are secure to fence with lock                     | 4/8,18,30    |   |
| Field lights are not on during the day                  | 4/8,18,30    | New key covers working well. Picture on report. |
| Field lights are not broken                             | 4/8,18,30    |   |
| Fences are secure from top brace to ground around field | 4/8,18,30    |   |
| Trees are trimmed around lights                         | 4/8,18,30    |   |
| Trees are trimmed around cameras                        | 4/8,18,30    |   |
| Trees are trimmed around canopies/bleachers             | 4/8,18,30    |   |
| Water fountain is clean, working properly from 2 spouts | 4/8,18,30    | Low pressure on lower spout.                    |
| Rules are secure and clearly visible, easy to read      | 4/8,18,30    |   |
| Field/dugout signs are secure to fence                  | 4/8,18,30    |   |
| Underbrush behind fields to trail is clear              | 4/8,18,30    | Will need trimming in fall.                     |
| <b>Baseball Electric Area</b>                           |              |   |
| Gate is closed, locked with chain and padlock is secure | 4/8,18,30    |   |
| Breaker boxes are closed                                | 4/8,18,30    | New key covers working well. Picture on report. |



|  |           |  |   |
|--|-----------|--|---|
| Grass is mowed   | 4/8,18,30 |  |   |
| Fence is not pulled away from ground or ceiling          | 4/8,18,30 |  |   |
| All lights are in the "Auto" position                    | 4/8,18,30 |  | Covered by new key covers.                    |
| No trash around or on top of fence                       | 4/8,18,30 |  |   |
| <b>Storage Shed</b>                                      |           |  |   |
| Doors are closed, pad lock is secure                     | 4/8,18,30 |  |   |
| Edged well all around to prevent snakes                  | 4/8,18,30 |  |   |
| Walls/doors have not been damaged                        | 4/8,18,30 |  |   |
| Free of wasps/bees                                       | 4/8,18,30 |  |   |
| <b>Playground</b>  |           |  |   |
| Free of trash  | 4/8,18,30 |  | Trash collected while on-site each time.      |
| Kiddie mulch is at a safe level for equipment/sidewalks  | 4/8,18,30 |  | Re-evaluate after Music In May & heavy usage. |
| All equipment is safe and secure, rubber is not torn     | 4/8,18,30 |  | Spicas to ship August 15 now.                 |
| Swings are connected properly                            | 4/8,18,30 |  |   |
| Ropes are all attached                                   | 4/8,18,30 |  |   |
| Rock wall components are not loose                       | 4/8,18,30 |  |   |
| Limestone benches are not broken/cracked                 | 4/8,18,30 |  |   |
| Limestone benches do not need pressure washing           | 4/8,18,30 |  | Pressure washing needed. Proposal on report.  |
| <b>Flower Beds &amp; Trees</b>                           |           |  |   |
| Trees are trimmed, no low/loose branches                 | 4/8,18,30 |  |   |
| Bushes are trimmed properly, not brown                   | 4/8,18,30 |  |   |
| Flowers are alive and colorful                           | 4/8,18,30 |  | Multiple bare areas. Working with PGMS.       |
| Free of weeds  | 4/8,18,30 |  |   |
| Mulch level is sufficient, no irrigation lines exposed   | 4/8,18,30 |  | Lines exposed. Working with PGMS.             |
| Flowers/bushes to not extend into grass or sidewalks     | 4/8,18,30 |  |   |
| Up lighting/electrical boxes around trees are not broken | 4/8,18,30 |  |   |
| No large open spots without landscaping in flower beds   | 4/8,18,30 |  |   |
| Trash cans are not damaged                               | 4/8,18,30 |  |   |
| Trash cans have bags and are not overflowing             | 4/8,18,30 |  |   |
| Flower beds and tree areas are free of ants              | 4/8,18,30 |  | Ant beds. Working with PGMS.                  |
| <b>Sand Volleyball</b>                                   |           |  |   |
| Sand level is plentiful and safe for play                | 4/8,18,30 |  |   |
| Net is not torn or broken                                | 4/8,18,30 |  | Will be removed for Music In May.             |

|  |           |  |
|--|-----------|--|
| Net is tight   | 4/8,18,30 | Will be removed for Music In May.        |
| Poles are straight and secure                                    | 4/8,18,30 |  |
| Area is free of trash  | 4/8,18,30 | Trash collected while on-site each time. |
| Concrete is exposed all around court area                        | 4/8,18,30 |  |
| Edged well between grass and concrete                            | 4/8,18,30 |  |
| Sand is free of grass and growing weeds                          | 4/8,18,30 |  |
| Light timer is functioning, cover is not broken                  | 4/8,18,30 |  |
| <b>Road to Soccer Fields</b>                                     |           |  |
| Breaker box area is mowed  | 4/8,18,30 |  |
| Breaker boxes are closed   | 4/8,18,30 |  |
| Fence is secure to ground  | 4/8,18,30 |  |
| Breaker box gate is closed and locked with padlock               | 4/8,18,30 |  |
| Gate to soccer fields is open, unlocked                          | 4/8,18,30 |  |
| Gate is straight, undamaged                                      | 4/8,18,30 |  |
| Grass is mowed between road/houses                               | 4/8,18,30 |  |
| Gravel is full, no large areas of standing water                 | 4/8,18,30 |  |
| Turn-around area is free of trash                                | 4/8,18,30 | Trash collected while on-site each time. |
| Boulders at turn-around are not damaged or moved                 | 4/8,18,30 |  |
| Trees are trimmed to allow for vehicles/pedestrians              | 4/8,18,30 |  |
| <b>Small Pavilion</b>  |           |  |
| Tables are not burned, broken, damaged                           | 4/8,18,30 | Good condition. Picture on report.       |
| Tables are safe and secure for use                               | 4/8,18,30 | Good condition. Picture on report.       |
| Area is free of trash  | 4/8,18,30 |  |
| No birds nests on lights   | 4/8,18,30 |  |
| No wasp/bees nets on ceiling                                     | 4/8,18,30 |  |
| Ceiling/floor needs for pressure washing                         | 4/8,18,30 |  |
| Roof not covered with excessive pine needles/debris              | 4/8,18,30 |  |
| Lights are not broken  | 4/8,18,30 |  |
| <b>Walking Trail</b>   |           |  |
| Trash cans are not damaged                                       | 4/8,18,30 |  |
| Trash cans have bags and are not overflowing                     | 4/8,18,30 |  |
| Trees/branches are completely clear of trail for runners/walkers | 4/8,18,30 | Minimal branches moved.                  |
| Trail is free of trash/debris, no large limbs blocking path      | 4/8,18,30 | Minimal debris removed.                  |

|  |           |                           |
|--|-----------|---------------------------|
| No large broken/cracked sidewalk areas                       | 4/8,18,30 |                           |
| Benches are clean, undamaged, safe                           | 4/8,18,30 |                           |
| No noticeable dead trees near trail that may fall in pathway | 4/8,18,30 |                           |
| Bird houses not broken or unsafe for pedestrians             | 4/8,18,30 | Most bird houses removed. |
| Trail lights are straight, glass bulbs are not broken        | 4/8,18,30 |                           |
| Trees are cut back around trail lights                       | 4/8,18,30 |                           |

**Soccer Fields**

|  |           |  |
|--|-----------|--|
| Turf condition: color, weeds, thickness, ants  | 4/8,18,30 | Field 1 dry through middle. Working with PGMS. |
| Goals are straight, unbroken                   | 4/8,18,30 |  |
| Nets are secure, unbroken                      | 4/8,18,30 |  |
| Fenced in electric area is secure all around   | 4/8,18,30 |  |
| Fenced area has been mowed                     | 4/8,18,30 |  |
| Irrigation concerns, too dry or standing water | 4/8,18,30 | Field 1 dry through middle. Working with PGMS. |
| Field lights not on during daytime             | 4/8,18,30 |  |
| Field lights not broken                        | 4/8,18,30 |  |
| Trees not blocking field lights                | 4/8,18,30 |  |
| Trees not blocking cameras                     | 4/8,18,30 |  |

**Parking Lot**

|   |           |                               |
|---|-----------|-------------------------------|
| Parking/handicap spaces are clearly marked                                  | 4/8,18,30 |                               |
| Fire zones/no parking areas are clearly marked                              | 4/8,18,30 |                               |
| Trees are trimmed to see handicap signs                                     | 4/8,18,30 |                               |
| Trees are trimmed around lights and cameras                                 | 4/8,18,30 |                               |
| Dumpster area is clean, not overflowing with trash                          | 4/8,18,30 |                               |
| Pressure washing needs of dumpster area                                     | 4/8,18,30 |                               |
| Lights in parking lot, sand volleyball, playground, pavilion walls, trails, | 4/8,18,30 | Working with Empire Electric. |
| Small pavilion, front sign spot light, tree up lights, all working properly |           |                               |

**Small Picnic Area**

|  |           |  |
|--|-----------|--|
| Trash cans are not damaged                       | 4/8,18,30 |  |
| Trash cans have bags and are not overflowing     | 4/8,18,30 |  |
| Tables are clean, undamaged, safe for use        | 4/8,18,30 |  |
| Grills are clean, free of coals, safe for use    | 4/8,18,30 |  |
| Gravel is full, no large areas of standing water | 4/8,18,30 |  |

**Pavilion**

|  |  |  |
|--|--|--|
|  |  |  |
|--|--|--|

|  |           |  |
|--|-----------|--|
| Tables are clean, undamaged, safe for use                      | 4/8,18,30 |  |
| Trash cans are not damaged                                     | 4/8,18,30 |  |
| Trash cans have bags and are not overflowing                   | 4/8,18,30 |  |
| Ceiling is free of bee/wasp nests and mold                     | 4/8,18,30 |  |
| Pressure washing needs of floors, columns, walls               | 4/8,18,30 |  |
| Fan switches are covered, timers work, fans work               | 4/8,18,30 | Fan issues on both. Working with Empire/BAF. |
| Outlets on walls are covered                                   | 4/8,18,30 |  |
| Bulletin boards are correct, locked, unbroken                  | 4/8,18,30 | Updated with events/leagues.                 |
| Concession roll up doors are down and locked                   | 4/8,18,30 |  |
| Electric & concession room doors are closed and locked         | 4/8,18,30 |  |
| Lights are secure and working properly                         | 4/8,18,30 |  |
| Water fountain is clean and working properly from all 3 spouts | 4/8,18,30 |  |
| Bike racks are clear and secure                                | 4/8,18,30 |  |
| Check gutters for debris and needed repairs                    | 4/8,18,30 |  |
| <b>Restrooms</b>   |           |  |
| Floor is clean of trash, toilet paper, etc.                    | 4/8,18,30 |  |
| Trash cans have bags and are not overflowing                   | 4/8,18,30 |  |
| All stall doors shut and lock properly                         | 4/8,18,30 |  |
| Purse/bag holders are secure on back of stall doors            | 4/8,18,30 |  |
| Walls/stalls are undamaged                                     | 4/8,18,30 |  |
| Sanitary napkin holders are bagged, secure to wall, and clean  | 4/8,18,30 |  |
| Baby changing station is secure to wall, undamaged, closed     | 4/8,18,30 |  |
| All toilets flush  | 4/8,18,30 | Leaking women's. Working with Bellex.        |
| All toilet seats are secure                                    | 4/8,18,30 |  |
| Each stall is stocked appropriately with toilet paper          | 4/8,18,30 |  |
| Extra toilet paper on wall by first stall                      | 4/8,18,30 |  |
| All sink handles function properly and are not loose           | 4/8,18,30 |  |
| Soap dispensers are full                                       | 4/8,18,30 |  |
| Hand dryers function properly                                  | 4/8,18,30 |  |
| Lights/fan function properly with switch                       | 4/8,18,30 |  |
| Mirrors are clean and unbroken                                 | 4/8,18,30 |  |
| No spider webs/wasps nests from lights or ceilings             | 4/8,18,30 |  |
| Doors remain unlocked during day and key pads have power       | 4/8,18,30 |  |

## Fall Creek Sports Complex Maintenance/Repairs Checklist

| Baseball Fields   | Frequency | Dates Checked | Notes |
|---|-----------|---------------|-------|
| Turf condition: color, weeds, thickness, ants           | 2x/month  | 4/2           |       |
| Level of infield dirt                                   | 2x/month  | 4/5           |       |
| Lip level between dirt/grass                            | 2x/month  | 4/5           |       |
| Irrigation concerns with outfields, infields            | 1x/week   | 4/5           |       |
| All bases and pitcher's mound in correct position       | 1x/week   | 4/5           |       |
| Foul poles are straight                                 | 2x/month  | 4/2           |       |
| Outfield fence cover connected and secure               | 2x/month  | 4/2           |       |
| Dugout fence gates close, latches are not bent          | 2x/month  | 4/2           |       |
| Field/dugouts are free of trash                         | 1x/week   | 4/2           |       |
| Benches in dugouts are straight/secure/clean            | 2x/month  | 4/2           |       |
| Bleachers are straight/secure/clean                     | 2x/month  | 4/2           |       |
| Canopies are free of holes/tears                        | 2x/month  | 4/2           |       |
| Canopies are free of large branches/debris              | 2x/month  | 4/2           |       |
| Trash cans are not damaged                              | 1x/week   | 4/2           |       |
| Trash cans have bags and are not overflowing            | 1x/week   | 4/1           |       |
| Rakes are not broken                                    | 2x/month  | 4/2           |       |
| Rakes are secure to fence with lock                     | 2x/month  | 4/2           |       |
| Field lights are not on during the day                  | 1x/week   | 4/2           |       |
| Field lights are not broken                             | 2x/month  | 4/2           |       |
| Fences are secure from top brace to ground around field | 2x/month  | 4/2           |       |
| Trees are trimmed around lights                         | 2x/month  | 4/2           |       |
| Trees are trimmed around cameras                        | 2x/month  | 4/2           |       |
| Trees are trimmed around canopies/bleachers             | 2x/month  | 4/2           |       |
| Water fountain is clean, working properly from 2 spouts | 2x/month  | 4/2           |       |
| Rules are secure and clearly visible, easy to read      | 2x/month  | 4/2           |       |
| Field/dugout signs are secure to fence                  | 2x/month  | 4/2           |       |
| Underbrush behind fields to trail is clear              | 2x/month  | 4/5           |       |
| <b>Baseball Electric Area</b>                           |           |               |       |
| Gate is closed, locked with chain and padlock is secure | 1x/week   | 4/2           |       |
| Breaker boxes are closed                                | 1x/week   | 4/2           |       |
| Grass is mowed  | 1x/week   | 4/2           |       |
| Fence is not pulled away from ground or ceiling         | 1x/week   | 4/2           |       |
| All lights are in the "Auto" position                   | 1x/week   | 4/2           |       |
| No trash around or on top of fence                      | 1x/week   | 4/2           |       |
| <b>Storage Shed</b>                                     |           |               |       |
|   | Frequency | Dates Checked | Notes |

Doors are closed, pad lock is secure  
Edged well all around to prevent snakes  
Walls/doors have not been damaged  
Free of wasps/bees

**Playground**

Free of trash  
Kiddie mulch is at a safe level for equipment/sidewalks  
All equipment is safe and secure, rubber is not torn  
Swings are connected properly  
Ropes are all attached  
Rock wall components are not loose  
Limestone benches are not broken/cracked  
Limestone benches do not need pressure washing

**Flower Beds & Trees**

Trees are trimmed, no low/loose branches  
Bushes are trimmed properly, not brown  
Flowers are alive and colorful  
Free of weeds  
Mulch level is sufficient, no irrigation lines exposed  
Flowers/bushes to not extend into grass or sidewalks  
Up lighting/electrical boxes around trees are not broken  
No large open spots without landscaping in flower beds  
Trash cans are not damaged  
Trash cans have bags and are not overflowing  
Flower beds and tree areas are free of ants

**Sand Volleyball**

Sand level is plentiful and safe for play  
Net is not torn or broken  
Net is tight  
Poles are straight and secure  
Area is free of trash  
Concrete is exposed all around court area  
Edged well between grass and concrete  
Sand is free of grass and growing weeds  
Light timer is functioning, cover is not broken

**Road to Soccer Fields**

Breaker box area is mowed  
Breaker boxes are closed

1x/week  
1x/week  
1x/week  
1x/week

**Frequency**

1x/week

2x/month

2x/month

2x/month

2x/month

2x/month

2x/month

2x/month

**Frequency**

2x/month

2x/month

2x/month

2x/month

2x/month

2x/month

2x/month

1x/week

1x/week

2x/month

2x/month

**Frequency**

2x/month

2x/month

2x/month

2x/month

1x/week

2x/month

2x/month

2x/month

2x/month

**Frequency**

2x/month

2x/month

**Dates Checked**

4/2

4/5

4/5

4/5

4/5

**Notes**

**Dates Checked**

4/2

4/5

4/5

4/5

4/5

4/5

**Notes**

**Dates Checked**

4/2

4/2

4/2

4/2

4/2

4/2

4/2

4/2

4/2

4/2

4/2

4/2

**Notes**

**Dates Checked**

4/5

4/5

4/5

4/5

4/5

4/5

4/5

4/5

4/5

**Notes**

Fence is secure to ground  
 Breaker box gate is closed and locked with padlock  
 Gate to soccer fields is open, unlocked  
 Gate is straight, undamaged  
 Grass is mowed between road/houses  
 Gravel is full, no large areas of standing water  
 Turn-around area is free of trash  
 Boulders at turn-around are not damaged or moved  
 Trees are trimmed to allow for vehicles/pedestrians

**Small Pavilion**

Tables are not burned, broken, damaged  
 Tables are safe and secure for use  
 Area is free of trash  
 No birds nests on lights  
 No wasp/bees nets on ceiling  
 Ceiling/floor needs for pressure washing  
 Roof not covered with excessive pine needles/debris  
 Lights are not broken

**Walking Trail**

Trash cans are not damaged  
 Trash cans have bags and are not overflowing  
 Trees/branches are completely clear of trail for runners/walkers  
 Trail is free of trash/debris, no large limbs blocking path  
 No large broken/cracked sidewalk areas  
 Benches are clean, undamaged, safe  
 No noticeable dead trees near trail that may fall in pathway  
 Bird houses not broken or unsafe for pedestrians  
 Trail lights are straight, glass bulbs are not broken  
 Trees are cut back around trail lights

**Soccer Fields**

Turf condition: color, weeds, thickness, ants  
 Goals are straight, unbroken  
 Nets are secure, untorn  
 Fenced in electric area is secure all around  
 Fenced area has been mowed  
 Irrigation concerns, too dry or standing water  
 Field lights not on during daytime  
 Field lights not broken

2x/month  
 2x/month  
 2x/month  
 2x/month  
 2x/month  
 2x/month  
 1x/week  
 2x/month  
 2x/month  
**Frequency**

**Dates Checked**

**Notes**

1x/week  
 1x/week  
 1x/week  
 1x/week  
 1x/week  
 1x/week  
 1x/week  
 1x/week  
 1x/week  
**Frequency**

**Dates Checked**

**Notes**

2x/month  
 1x/week  
 1x/week  
 1x/week  
 2x/month  
 1x/week  
 1x/week  
 1x/week  
**Frequency**

**Dates Checked**

**Notes**

lights were on @ 10:30am

4/12  
 4/15  
 4/12  
 4/15  
 4/12  
 4/15  
 4/12  
 4/12  
 4/15  
 4/12  
 4/12  
 4/12  
 4/15  
 4/12  
 4/12  
 4/12  
 4/15  
 4/12  
 4/12  
 4/12  
**Dates Checked**

4/12  
 4/15  
 4/12  
 4/15  
 4/12  
 4/15  
 4/12  
 4/12  
 4/15  
 4/12  
 4/12  
 4/12  
 4/15  
 4/12  
 4/12  
 4/12  
 4/15  
 4/12  
 4/12  
 4/12  
**Dates Checked**

**Notes**

Trees not blocking field lights  
Trees not blocking cameras

**Parking Lot**

Parking/handicap spaces are clearly marked  
Fire zones/no parking areas are clearly marked  
Trees are trimmed to see handicap signs  
Trees are trimmed around lights and cameras  
Dumpster area is clean, not overflowing with trash  
Pressure washing needs of dumpster area  
Lights in parking lot, sand volleyball, playground, pavilion walls, trails,  
Small pavilion, front sign spot light, tree up lights, all working properly

**Small Picnic Area**

Trash cans are not damaged  
Trash cans have bags and are not overflowing  
Tables are clean, undamaged, safe for use  
Grills are clean, free of coals, safe for use  
Gravel is full, no large areas of standing water

**Pavilion**

Tables are clean, undamaged, safe for use  
Trash cans are not damaged  
Trash cans have bags and are not overflowing  
Ceiling is free of bee/wasp nests and mold  
Pressure washing needs of floors, columns, walls  
Fan switches are covered, timers work, fans work  
Outlets on walls are covered  
Bulletin boards are correct, locked, unbroken  
Concession roll up doors are down and locked  
Electric & concession room doors are closed and locked  
Lights are secure and working properly  
Water fountain is clean and working properly from all 3 spouts  
Bike racks are clear and secure  
Check gutters for debris and needed repairs

**Restrooms**

Floor is clean of trash, toilet paper, etc.  
Trash cans have bags and are not overflowing  
All stall doors shut and lock properly  
Purse/bag holders are secure on back of stall doors  
Walls/stalls are undamaged

2x/month  
2x/month

Frequency  
Dates Checked

Notes

4/12  
4/12  
4/12

2x/month  
2x/month  
1x/week  
1x/week  
2x/month

Frequency  
Dates Checked

Notes

4/5

1x/week  
1x/week  
2x/month  
2x/month  
Frequency

Dates Checked

Notes

4/12  
4/11  
4/12  
4/15  
4/15

2x/month  
1x/week  
1x/week  
2x/month  
2x/month  
Frequency

Dates Checked

Notes

4/12  
4/12  
4/11  
4/12

a fan isn't running on (see pic)  
a bulletin is missing letters (see pic)

2x/month  
1x/week  
1x/week  
1x/week  
1x/week  
Frequency

Dates Checked

Notes

4/12  
4/12  
4/12  
4/12  
4/12



- Sanitary napkin holders are bagged, secure to wall, and clean
- Baby changing station is secure to wall, undamaged, closed
- All toilets flush
- All toilet seats are secure
- Each stall is stocked appropriately with toilet paper
- Extra toilet paper on wall by first stall
- All sink handles function properly and are not loose
- Soap dispensers are full
- Hand dryers function properly.
- Lights/fan function properly with switch
- Mirrors are clean and unbroken
- No spider webs/wasps nests from lights or ceilings
- Doors remain unlocked during day and key pads have power

- 1x/week
- 1x/week
- 1x/week
- 1x/week
- 1x/week
- 1x/week
- 1x/week
- 1x/week
- 1x/week
- 1x/week
- 1x/week
- 1x/week
- 1x/week
- 1x/week

4/2  
4/2



## Fall Creek Sports Complex Maintenance/Repairs Checklist

|   | Frequency | Dates Checked | Notes |
|---|-----------|---------------|-------|
| <b>Baseball Fields</b>                                  |           |               |       |
| Turf condition: color, weeds, thickness, ants           | 2x/month  | 4/1/9         |       |
| Level of infield dirt                                   | 2x/month  | 4/1/9         |       |
| Lip level between dirt/grass                            | 2x/month  | 4/1/9         |       |
| Irrigation concerns with outfields, infields            | 1x/week   | 4/1/9         |       |
| All bases and pitcher's mound in correct position       | 1x/week   | 4/1/9         |       |
| Foul poles are straight                                 | 2x/month  | 4/1/7         |       |
| Outfield fence cover connected and secure               | 2x/month  | 4/1/7         |       |
| Dugout fence gates close, latches are not bent          | 2x/month  | 4/1/7         |       |
| Field/dugouts are free of trash                         | 1x/week   | 4/1/9         |       |
| Benches in dugouts are straight/secure/clean            | 2x/month  | 4/1/9         |       |
| Bleachers are straight/secure/clean                     | 2x/month  | 4/1/9         |       |
| Canopies are free of holes/tears                        | 2x/month  | 4/1/7         |       |
| Canopies are free of large branches/debris              | 2x/month  | 4/1/7         |       |
| Trash cans are not damaged                              | 1x/week   | 4/1/7         |       |
| Trash cans have bags and are not overflowing            | 2x/month  | 4/1/7         |       |
| Rakes are not broken                                    | 1x/week   | 4/1/7         |       |
| Rakes are secure to fence with lock                     | 2x/month  | 4/1/5         |       |
| Field lights are not on during the day                  | 2x/month  | 4/1/7         |       |
| Field lights are not broken                             | 1x/week   | 4/1/7         |       |
| Fences are secure from top brace to ground around field | 2x/month  |               |       |
| Trees are trimmed around lights                         | 2x/month  |               |       |
| Trees are trimmed around cameras                        | 2x/month  |               |       |
| Trees are trimmed around canopies/bleachers             | 2x/month  |               |       |
| Water fountain is clean, working properly from 2 spouts | 2x/month  |               |       |
| Rules are secure and clearly visible, easy to read      | 2x/month  |               |       |
| Field/dugout signs are secure to fence                  | 2x/month  |               |       |
| Underbrush behind fields to trail is clear              | 2x/month  |               |       |
| <b>Baseball Electric Area</b>                           |           |               |       |
| Gate is closed, locked with chain and padlock is secure | 1x/week   | 4/1/9         |       |
| Breaker boxes are closed                                | 1x/week   | 4/1/9         |       |
| Grass is mowed  | 1x/week   | 4/1/9         |       |
| Fence is not pulled away from ground or ceiling         | 1x/week   | 4/1/7         |       |
| All lights are in the "Auto" position                   | 1x/week   | 4/1/7         |       |
| No trash around or on top of fence                      | 1x/week   | 4/1/9         |       |
| <b>Storage Shed</b>                                     |           |               |       |
|   | Frequency | Dates Checked | Notes |



Doors are closed, pad lock is secure  
 Edged well all around to prevent snakes  
 Walls/doors have not been damaged  
 Free of wasps/bees

**Playground**

Free of trash  
 Kiddie mulch is at a safe level for equipment/sidewalks  
 All equipment is safe and secure, rubber is not torn  
 Swings are connected properly  
 Ropes are all attached  
 Rock wall components are not loose  
 Limestone benches are not broken/cracked  
 Limestone benches do not need pressure washing

**Flower Beds & Trees**

Trees are trimmed, no low/loose branches  
 Bushes are trimmed properly, not brown  
 Flowers are alive and colorful  
 Free of weeds  
 Mulch level is sufficient, no irrigation lines exposed  
 Flowers/bushes to not extend into grass or sidewalks  
 Up lighting/electrical boxes around trees are not broken  
 No large open spots without landscaping in flower beds  
 Trash cans are not damaged  
 Trash cans have bags and are not overflowing  
 Flower beds and tree areas are free of ants

**Sand Volleyball**

Sand level is plentiful and safe for play  
 Net is not torn or broken  
 Net is tight  
 Poles are straight and secure  
 Area is free of trash  
 Concrete is exposed all around court area  
 Edged well between grass and concrete  
 Sand is free of grass and growing weeds  
 Light timer is functioning, cover is not broken

**Road to Soccer Fields**

Breaker box area is mowed  
 Breaker boxes are closed

1x/week 4/19  
 1x/week 4/19  
 1x/week 4/17  
 1x/week 4/17  
**Frequency**  
 1x/week 4/19  
 2x/month 4/17  
 2x/month 4/17  
 2x/month 4/17  
 2x/month 4/17  
 2x/month 4/17  
 2x/month 4/17  
 2x/month 4/17  
 2x/month 4/17

**Notes**

2x/month 4/19  
 2x/month 4/19  
 2x/month 4/19  
 2x/month 4/19  
 2x/month 4/19  
 2x/month 4/19  
 2x/month 4/19  
**Frequency**  
 2x/month 4/19  
 2x/month 4/19  
 2x/month 4/19  
 2x/month 4/19  
 2x/month 4/19  
 2x/month 4/19  
 2x/month 4/19  
 2x/month 4/19

**Notes**

1x/week 4/17  
 1x/week 4/15  
 2x/month 4/15  
**Frequency**  
 2x/month 4/17  
 2x/month 4/17  
 2x/month 4/17  
 2x/month 4/17  
 1x/week 4/17  
 2x/month 4/17  
 2x/month 4/17  
 2x/month 4/17  
 2x/month 4/17  
 2x/month 4/17  
 2x/month 4/17

**Notes**

Some ant mounds were found

2x/month 4/17  
**Frequency**  
 2x/month 4/17

**Notes**

Fence is secure to ground

Breaker box gate is closed and locked with padlock

Gate to soccer fields is open, unlocked

Gate is straight, undamaged

Grass is mowed between road/houses

Gravel is full, no large areas of standing water

Turn-around area is free of trash

Boulders at turn-around are not damaged or moved

Trees are trimmed to allow for vehicles/pedestrians

**Small Pavilion**

Tables are not burned, broken, damaged

Tables are safe and secure for use

Area is free of trash

No birds nests on lights

No wasp/bees nets on ceiling

Ceiling/floor needs for pressure washing

Roof not covered with excessive pine needles/debris

Lights are not broken

**Walking Trail**

Trash cans are not damaged

Trash cans have bags and are not overflowing

Trees/branches are completely clear of trail for runners/walkers

Trail is free of trash/debris, no large limbs blocking path

No large broken/cracked sidewalk areas

Benches are clean, undamaged, safe

No noticeable dead trees near trail that may fall in pathway

Bird houses not broken or unsafe for pedestrians

Trail lights are straight, glass bulbs are not broken

Trees are cut back around trail lights

**Soccer Fields**

Turf condition: color, weeds, thickness, ants

Goals are straight, unbroken

Nets are secure, unrot

Fenced in electric area is secure all around

Fenced area has been mowed

Irrigation concerns, too dry or standing water

Field lights not on during daytime

Field lights not broken

2x/month

2x/month

2x/month

2x/month

2x/month

2x/month

1x/week

2x/month

2x/month

Frequency

1x/week

1x/week

1x/week

1x/week

1x/week

1x/week

1x/week

Frequency

2x/month

2x/month

2x/month

2x/month

2x/month

2x/month

2x/month

2x/month

2x/month

2x/month

Frequency

2x/month

1x/week

1x/week

1x/week

1x/week

1x/week

1x/week

4/17

4/19

4/17

4/17

4/19

4/17

4/19

4/19

4/19

4/19

4/17

4/17

4/17

4/17

4/17

4/17

4/17

4/17

4/15

4/19

4/17

4/17

4/19

4/19

4/19

4/17

4/17

4/17

4/17

4/19

4/19

4/19

4/19

4/19

4/19

4/19

Some ant mounds were seen.

Notes

Notes

Notes

Trees not blocking field lights  
Trees not blocking cameras

### Parking Lot

Parking/handicap spaces are clearly marked  
Fire zones/no parking areas are clearly marked  
Trees are trimmed to see handicap signs  
Trees are trimmed around lights and cameras  
Dumpster areas is clean, not overflowing with trash  
Pressure washing needs of dumpster area  
Lights in parking lot, sand volleyball, playground, pavilion walls, trails,  
Small pavilion, front sign spot light, tree up lights, all working properly

### Small Picnic Area

Trash cans are not damaged  
Trash cans have bags and are not overflowing  
Tables are clean, undamaged, safe for use  
Grills are clean, free of coals, safe for use  
Gravel is full, no large areas of standing water

### Pavillion

Tables are clean, undamaged, safe for use  
Trash cans are not damaged  
Trash cans have bags and are not overflowing  
Ceiling is free of bee/wasp nests and mold  
Pressure washing needs of floors, columns, walls  
Fan switches are covered, timers work, fans work  
Outlets on walls are covered  
Bulletin boards are correct, locked, unbroken  
Concession roll up doors are down and locked  
Electric & concession room doors are closed and locked  
Lights are secure and working properly  
Water fountain is clean and working properly from all 3 spouts  
Bike racks are clear and secure  
Check gutters for debris and needed repairs

### Restrooms

Floor is clean of trash, toilet paper, etc.  
Trash cans have bags and are not overflowing  
All stall doors shut and lock properly  
Purse/bag holders are secure on back of stall doors  
Walls/stalls are undamaged

2x/month  
2x/month  
Frequency  
2x/month  
2x/month  
2x/month  
2x/month  
1x/week  
1x/week  
2x/month

4/17  
4/17  
4/17  
4/17  
4/17  
4/17  
4/17  
4/17  
4/17  
4/17

Notes

Frequency  
1x/week  
1x/week  
1x/week  
2x/month  
2x/month  
2x/month

Dates Checked  
4/17  
4/17  
4/17  
4/17  
4/17  
4/17

Notes

Frequency  
2x/month  
1x/week  
1x/week  
2x/month  
2x/month  
2x/month

Dates Checked  
4/17  
4/17  
4/17  
4/17  
4/17  
4/17

Notes

Frequency  
1x/week  
1x/week  
1x/week  
1x/week  
1x/week  
2x/month  
2x/month

Dates Checked  
4/17  
4/17  
4/17  
4/17  
4/17  
4/17  
4/17

Notes





# ESTIMATE

Professional Grounds Management Services LLC

PO Box 690268  
Houston, TX 77269-0268

Estimate From:

281-866-8081  
Fax #

Harris County Water Control District 96  
c/o Sanford Kuhl Hagan Kugle  
Parker Kahn LLP  
1980 Post Oak Boulevard, Suite1380  
Houston, TX 77056

| DATE     | Estimate # |
|----------|------------|
| 5/6/2019 | 3808       |

| E-mail   | PROJECT     |          |           |
|--|-------------|----------|-----------|
| johnbraun@pgmsllc.net                                  | Landscaping |          |           |
| DESCRIPTION  | QTY         | COST     | TOTAL     |
| PLANT REPLACEMENTS NEEDED AT FALL CREEK SPORTS COMPLEX |             |          |           |
| Tailing Lantana 1gal.                                  | 282         | 6.65     | 1,875.30T |
| Purple Coneflower 1gal                                 | 20          | 7.49     | 149.80T   |
| Nearly Wild Rose 5gal.                                 | 94          | 22.05    | 2,072.70T |
| Inland Sea Oats 3gal                                   | 12          | 18.90    | 226.80T   |
| Cherry Sage 1gal                                       | 150         | 6.65     | 997.50T   |
| African Iris 3gal.                                     | 100         | 16.73    | 1,673.00T |
| Gulf Muhly 3gal  | 62          | 14.00    | 868.00T   |
| Black Eyed Susan 1gal                                  | 10          | 5.60     | 56.00T    |
| American Beautyberry 3gal.                             | 68          | 16.73    | 1,137.64T |
| Subtotal for plants                                    |             |          | 9,056.74  |
| Labor, machinery, and delivery                         | 1           | 6,500.00 | 6,500.00T |
| Sales Tax  |             | 0.00     | 0.00      |

**APPROVED**

**TOTAL**

**\$15,556.74**

TAX COLLECTOR'S OATH

Ham's County Lucas 963

STATE OF TEXAS

COUNTY OF Ham's }


BOB LEARED, BEING duly sworn, states that he is the Tax Collector for the above named taxing unit and that the foregoing contains a true and correct report, accounting for all taxes collected on behalf of said taxing unit during the month therein stated.

Bob Leared  
BOB LEARED

SWORN TO AND SUBSCRIBED BEFORE ME, this 18<sup>th</sup> day of May, 2019.

Michelle Guerrero  
NOTARY PUBLIC, STATE OF TEXAS

(SEAL)



Submitted to Taxing Unit's Governing Body on \_\_\_\_\_.



**HARRIS COUNTY WCID #96**  
**TAX ASSESSOR/COLLECTOR'S REPORT**

4/30/2019

|                                       |    |                     |                             |
|---------------------------------------|----|---------------------|-----------------------------|
| Taxes Receivable: 8/31/2018           | \$ | 162,194.57          |                             |
| Reserve for Uncollectables            | (  | 18,927.22)          |                             |
| Adjustments                           |    | <u>1,053.45</u>     | \$ <u>144,320.80</u>        |
| Original 2018 Tax Levy                | \$ | 7,200,114.58        |                             |
| Adjustments                           |    | <u>383,535.82</u>   | <u>7,583,650.40</u>         |
| <b>Total Taxes Receivable</b>         |    |                     | <b>\$ 7,727,971.20</b>      |
| Prior Years Taxes Collected           | \$ | 12,404.85           |                             |
| 2018 Taxes Collected ( 97.8%)         |    | <u>7,418,584.13</u> | <u>7,430,988.98</u>         |
| <b>Taxes Receivable at: 4/30/2019</b> |    |                     | <b>\$ <u>296,982.22</u></b> |

|                   |  |           |
|-------------------|--|-----------|
| 2018 Receivables: |  |           |
| Debt Service      |  | 93,341.05 |
| Maintenance       |  | 71,725.22 |

---

*bob leared interests*

11111 Katy Freeway, Suite 725  
Houston, Texas 77079-2197

Phone: (713) 932-9011  
Fax: (713) 932-1150

HARRIS COUNTY WCID #96

Disbursements for month of May, 2019

| Check #                | Payee                       | Description                   | Amount               |
|------------------------|-----------------------------|-------------------------------|----------------------|
|                        | W/T to General Fund 5/6/19  | Transfer to General Fund      | \$ 7,162.65          |
|                        | W/T to Debt Svc Fund 5/9/19 | Transfer to Debt Service Fund | 30,000.00            |
| 1333                   | Houston Maggie              | Refund - due to adjustments   | 63.00                |
| 1334                   | Bob Leared                  | Tax Assessor/Collector Fee    | <u>2,892.54</u>      |
| TOTAL DISBURSEMENTS    |                             |                               | \$ 40,118.19         |
| Remaining Cash Balance |                             |                               | \$ <u>208,200.87</u> |

Wells Fargo Bank, N.A.

HARRIS COUNTY WCID #96

HISTORICAL TAX DATA

| Year | Taxable Value | SR/CR   | Tax Rate | Adjustments | Reserve for Uncollectibles | Adjusted Levy |
|------|---------------|---------|----------|-------------|----------------------------|---------------|
| 2018 | 902,815,530   | 08 / 08 | .840000  | 383,535.82  |                            | 7,583,650.40  |
| 2017 | 876,097,623   | 18 / 18 | .840000  | 177,986.32  |                            | 7,359,220.03  |
| 2016 | 858,272,811   | 29 / 29 | .840000  | 259,049.28  |                            | 7,209,491.52  |
| 2015 | 827,474,708   | 39 / 39 | .860000  | 645,408.65  |                            | 7,116,282.55  |
| 2014 | 732,932,354   | 45 / 45 | .890000  | 447,736.23  | 530.27                     | 6,522,567.75  |
| 2013 | 621,969,016   | 53 / 53 | .940000  | 485,108.02  | 560.01                     | 5,845,949.01  |
| 2012 | 565,109,499   | 59 / 59 | .960000  | 212,157.49  | 571.90                     | 5,424,479.46  |
| 2011 | 551,396,610   | 53 / 53 | .970000  | 104,220.96  | 758.73                     | 5,347,789.02  |
| 2010 | 544,597,434   | 01 / 37 | .970000  | 285,788.42  | 4,967.66                   | 5,277,627.60  |
| 2009 | 549,670,142   | 01 / 47 | .990000  | 426,591.79  | 1,137.71                   | 5,440,596.73  |
| 2008 | 537,558,656   | 02 / 53 | .990000  | 527,874.59  | 1,895.06                   | 5,319,935.73  |
| 2007 | 425,621,998   | 01 / 50 | 1.070000 | 316,674.63  | 2,891.27                   | 4,551,264.07  |
| 2006 | 324,396,536   | 01 / 67 | 1.170000 | 111,395.18  | 3,744.06                   | 3,791,695.46  |
| 2005 | 239,074,696   | 01 / 77 | 1.200000 | 513,325.62  | 931.92                     | 2,867,964.31  |
| 2004 | 153,516,000   | 01 / 18 | 1.250000 | 289,916.87  | 938.63                     | 1,918,011.65  |
| 2003 | 72,085,330    | 04 / 16 | 1.300000 | 288,705.95  |                            | 937,109.29    |
| 2002 | 19,040,390    | 06 / 19 | 1.300000 | 143,648.70  |                            | 247,525.07    |
| 2001 | 3,208,380     | 01 / 05 | 1.300000 | 125,748.16  |                            | 128,335.03    |

HARRIS COUNTY WCID #96

Notes:

- \$ 4,674.93- A STOP PAYEMNT WAS PUT ON CHECK #1318 THAT WAS DATED 2/1/2019 ON 03/19 REPORT; CHECK WAS ISSUED IN ERROR. ACCOUNT #0118-001-0010 FOR 2018 TAXES
- \$ 63.00- REPORTED AS TAXES COLLECTED ON 12/18 REPORT; TRN TO REF OF ADJ ON 04/19 REPORT DUE TO CAD ADJ #8 ON ACCOUNT #0201-001-0018 FOR 2018 TAX YEAR.

HARRIS COUNTY WCID #96  
Homestead Payment Plans

| <u>Account no.</u> | <u>Property Owner</u>              | <u>Tax Year</u> | <u>Last Payment Amount</u> | <u>Last Payment Date</u> | <u>Balance Due</u> |
|--------------------|------------------------------------|-----------------|----------------------------|--------------------------|--------------------|
| *Total             | Count 0                            |                 |                            |                          |                    |
| (I) - BLI Contract | (A) - Delinquent Attorney Contract |                 |                            |                          |                    |

---

Standard Payment Plans

| <u>Account no.</u> | <u>Property Owner</u> | <u>Tax Year</u> | <u>Last Payment Amount</u> | <u>Last Payment Date</u> | <u>Balance Due</u> |
|--------------------|-----------------------|-----------------|----------------------------|--------------------------|--------------------|
| *Total             | Count 0               |                 |                            |                          |                    |

| ACCOUNT NO           | JUR YEAR | TAX AMT  | PTL/INT | COLL FEE | TOTAL    | PAID BY | DATE PAID |
|----------------------|----------|----------|---------|----------|----------|---------|-----------|
| 0203-003-0048        | 138 2017 | 1,867.45 | 504.21  | 474.33   | 2,845.99 | 738     | 19/04/23  |
| KURTZ EDWARD W IV    |          |          |         |          |          |         |           |
| 9900-089-0913        | 138 2018 | 14.69    | 1.62    | 3.26     | 19.57    | 738     | 19/04/11  |
| MUZAK LLC            |          |          |         |          |          |         |           |
| 9900-221-0559        | 138 2018 | 126.79   | 13.95   | 28.15    | 168.89   | 738     | 19/04/11  |
| SOUTHERN MAID DONUTS |          |          |         |          |          |         |           |

GENERAL OPERATING FUND - Compass Bank - xxx1461

|  |    |            |
|--|----|------------|
| Ending Balance from last meeting   | \$ | 42,736.19  |
| <u>Receipts</u>  |    |            |
| Accounts Receivable  | +  | 167,645.04 |
| Payment from City of Houston for sales tax   | +  | 6,831.03   |
| Transfer from General Operating Money Market account   | +  | 93,000.00  |
| Interest earned on account   | +  | 47.80      |
| <u>Withdrawals</u>   |    |            |
| United States Treasury, payment of payroll taxes   | -  | 91.78      |
| NSF items  | -  | 808.06     |
| Bank service charge/credit card processing fees  | -  | 18.00      |
| Checks approved previously   |    |            |
| 8556 - Fall Creek HOA, security service  | -  | 27,979.60  |
| 8557 - Void  |    |            |
| 8558 - Century Link, phone service   | -  | 281.92     |
| Checks presented for approval on May 7, 2019   |    |            |
| 8559 - Benjamin Bates, director fees for 4/2/19 meeting - \$150.00, less taxes - (\$11.47)                     | -  | 138.53     |
| 8560 - Amber Hurd, director fees for 4/2/19 meeting - \$150.00, less taxes - (\$11.48)                         | -  | 138.52     |
| 8561 - Linda Ihns, director fees for 4/2/19 meeting - \$150.00, less taxes - (\$11.48)                         | -  | 138.52     |
| 8562 - Lonnie Jackson, director fees for 4/2/19 meeting - \$150.00, less taxes - (\$11.48)                     | -  | 138.52     |
| 8563 - Brett Sileo, director fees for 4/2/19 meeting - \$150.00, less taxes - (\$11.47)                        | -  | 138.53     |
| 8564 - Eastex Fire Department, donations   | -  | 4,934.37   |
| 8565 - Texas State Comptroller, unclaimed property   | -  | 151.59     |
| 8566 - American Water Works Association, annual membership   | -  | 340.00     |
| 8567 - Association of Water Board Directors, 2019 AWBD Conference - Director Jackson                           | -  | 445.00     |
| 8568 - AT&T, phone service   | -  | 1,428.98   |
| 8569 - BGE, Inc., Lift Station No. 6 - \$3,566.18, general engineering - \$15,934.03                           | -  | 19,500.21  |
| 8570 - Bob Leared Interests, review of documents, Tax Park Refunding, Series 2019                              | -  | 2,500.00   |
| 8571 - Cavallo Energy Texas, LLC, electrical service   | -  | 4,961.71   |
| 8572 - Century Link, phone service   | -  | 281.00     |
| 8573 - Champions Hydro-Lawn, Inc., monthly maintenance   | -  | 6,430.88   |
| 8574 - City of Houston, water service - \$70,208.96, sewer service - \$33,545.82, reclaimed water - \$1,507.80 | -  | 105,262.58 |
| 8575 - Fall Creek HOA, security service  | -  | 27,979.60  |
| 8576 - L & S District Services, LLC., bookkeeping fees & expenses for April                                    | -  | 1,545.10   |
| 8577 - Municipal Risk Management Group, LLC, arbitrage work  | -  | 874.80     |
| 8578 - Reddico Construction Co., pay estimate No. 7 and final  | -  | 59,048.19  |

GENERAL OPERATING FUND - continued

|  |    |            |
|--|----|------------|
| 8579 - Residential Recycling of Texas, Inc., garbage service   | -  | 31,445.64  |
| 8580 - Sales Tax Assurance, LLC, quarterly fees                | -  | 750.00     |
| 8581 - Sanford Kuhl Hagan Kugle Parker Kahn, LLP, general fees | -  | 8,949.75   |
| 8582 - Brian Wickett, refund                                   | -  | 86.79      |
| 8583 - Maria Castillo, refund                                  | -  | 74.89      |
| 8584 - Corey Allen, refund                                     | -  | 89.79      |
| 8585 - Roderic Bates, refund                                   | -  | 97.25      |
| 8586 - Chris Lentz, refund                                     | -  | 19.61      |
| 8587 - Joe Day, refund   | -  | 9.40       |
| 8588 - James Lester, refund                                    | -  | 88.85      |
| 8589 - Ezra Czuba, refund                                      | -  | 193.50     |
| 8590 - James / Elizabeth Unterreiner, refund                   | -  | 69.72      |
| 8591 - Ashley / Michael Leman, refund                          | -  | 47.67      |
| 8592 - Justin Arnold, refund                                   | -  | 71.97      |
| 8593 - Polly Clements, refund                                  | -  | 84.77      |
| 8594 - Anthony Trainor, refund                                 | -  | 69.79      |
| Total Disbursements  | \$ | 307,705.38 |

Ending Balance at May 7, 2019

\$ 2,554.68

Investments

Texpool

\$ 9,558,418.67

Money Market Account at Compass Bank

73,167.30

CD/Allegiance Bank dated 1/31/19 due 8/19/19 @ 2.20%

248,978.76

CD/TX Capital Bank dated 3/8/19 due 9/19/19 @ 2.00%

245,000.00

CD/Compass Bank dated 1/30/19 due 8/19/19 @ 2.16%

247,108.60

Total Operating Funds

\$ 10,375,228.01

Funds remaining for Water Plant No.1 Water Well and  
Hydropneumatic Tank Replacement projects - \$831,011.81  
TCEQ approval - December 4, 2017



PARK OPERATING FUND - Compass Bank

|  |    |                              |
|--|----|------------------------------|
| Ending Balance from last meeting                                     | \$ | 131,379.90                   |
| Add in voided check #1722 written to The Spencer Company             | +  | 10,346.87                    |
| <u>Receipts</u>  |    |                              |
| Rentals  | +  | 4,821.96                     |
| <u>Withdrawals</u>   |    |                              |
| NSF items  | -  | 117.22                       |
| Checks approved previously   |    |                              |
| 1723 - Harris County MUD 49, water bill                              | -  | 121.64                       |
| 1725 - Professional Grounds Management Services                      | -  | 15.14                        |
| 1726 - Kompan, repairs and maintenance                               | -  | 5,237.00                     |
| Checks presented for approval on May 7, 2019                         |    |                              |
| 1727 - Atascocita Pest Control, quarterly services                   | -  | 69.99                        |
| 1728 - Bellex, sports complex repairs                                | -  | 2,158.25                     |
| 1729 - BGE, Inc., engineering, park renovation - grant               | -  | 29,617.08                    |
| 1730 - Cavallo Energy Texas, electrical service                      | -  | 1,934.44                     |
| 1731 - Empire Electric Company, electrical repairs and maintenance   | -  | 520.00                       |
| 1732 - Grant Development Services, grant expenses                    | -  | <del>2,000.00</del> 6,000.00 |
| 1733 - Harris County Alarm Detail, annual permit                     | -  | 10.00                        |
| 1734 - Jani-King of Houston, Inc., cleaning services                 | -  | 457.65                       |
| 1735 - Lifestyle Directors, Inc., management fees                    | -  | 6,265.00                     |
| 1736 - Professional Grounds Management Services, monthly maintenance | -  | 11,167.91                    |
| 1737 - Sanford Kuhl Hagan Kugle Parker Kahn, LLP, legal fees         | -  | 2,026.75                     |
| 1738 - The Spencer Company, landscape maintenance                    | -  | 2,480.72                     |
| 1739 - Empire Electric Company, electrical repairs and maintenance   | -  | 723.25                       |
| 1740 - Comcast, internet service                                     | -  | 114.19                       |
| 1741 - Harris County MUD 49, blank check for Incoming Invoice        | -  |                              |
| Total Disbursements  | \$ | 65,036.23                    |
| Ending Balance at May 7, 2019  | \$ | 81,512.50                    |

Budget amount for Grant Expenses - \$377,000.00 expenses to date: \$202,515.28

PARK CAPITAL PROJECTS FUND - Compass Bank

|  |    |            |
|--|----|------------|
| <u>Investments</u>                       |    |            |
| Compass Bank Money Market Account        | \$ | 206,282.29 |
| Total Park Capital Projects Funds        | \$ | 206,282.29 |
| (Approved for use for Park Improvements) |    |            |

CAPITAL PROJECTS FUND - Series 2014 Compass Bank

|                                  |    |            |
|----------------------------------|----|------------|
| Ending Balance from last meeting | \$ | 563,739.46 |
| <u>Receipts</u>                  |    |            |
| Interest earned on account       | +  | 108.12     |
| <u>Withdrawals</u>               |    |            |
| Bank service charge              | -  | 18.00      |
| Total Disbursements              | \$ | 18.00      |
| Ending Balance at May 7, 2019    | \$ | 563,829.58 |

CAPITAL PROJECTS FUND - Series 2016 Compass Bank

|   |    |              |
|---|----|--------------|
| Ending Balance from last meeting                          | \$ | 196,170.89   |
| <u>Receipts</u>   |    |              |
| Interest earned on account                                | +  | 108.51       |
| <u>Withdrawals</u>  |    |              |
| Bank service charge                                       |    | 18.00        |
| Total Disbursements                                       | -  | 18.00        |
|   | \$ | 18.00        |
| Ending Balance at May 7, 2019                             | \$ | 196,261.40   |
| <u>Investments</u>  |    |              |
| Money Market Account at Compass Bank - Series 2014 Escrow | \$ | 618,518.21   |
| Texpool - Series 2009 funds                               |    | 770,330.16   |
| Money Market Account at Compass Bank - Series 2016 Escrow |    | 502,680.82   |
| CD/Central Bank dated 2/11/19 due 2/18/20 at 2.50%        |    | 1,000,000.00 |
|   |    | 1,000,000.00 |
| Total Capital Projects Funds                              | \$ | 3,651,620.17 |

DEBT SERVICE FUND - Compass Bank

|   |    |              |
|---|----|--------------|
| Ending Balance from last meeting                  | \$ | 239,097.24   |
| <u>Receipts</u>                                   |    |              |
| Transfer from Tax Fund                            | +  | 30,000.00    |
| CD interest - Central Bank                        | +  | 6,358.19     |
| Interest earned on account                        | +  | 4,862.34     |
| <u>Withdrawals</u>                                |    |              |
| Wire to Wells Fargo Bank, paying agent fee        | -  | 1,000.00     |
| Bank service charge                               | -  | 10.00        |
| Total Disbursements                               | -  | 1,010.00     |
|   | \$ | 1,010.00     |
| Ending Balance at May 7, 2019                     | \$ | 279,307.77   |
| <u>Investments</u>                                |    |              |
| Texpool   |    |              |
| Money Market Account at Central Bank              | \$ | 5,598,371.72 |
| CD/Green Bank dated 2/27/19 due 8/21/19 at 2.40%  |    | 249,511.49   |
| CD/Central Bank dated 3/5/19 due 3/19/20 at 2.50% |    | 245,000.00   |
|   |    | 575,000.00   |
| Total Debt Service Funds                          | \$ | 6,947,190.98 |

Next Debt Service due September 1, 2019 - \$3,624,309.39

# Harris County WCID 96 General Fund Profit & Loss Budget Performance March 2019

|  | Mar 19            | Budget            | Aug 18 - Mar 19     | YTD Budget          | Annual Budget       |
|--|-------------------|-------------------|---------------------|---------------------|---------------------|
| <b>Ordinary Income/Expense</b>           |                   |                   |                     |                     |                     |
| Income                                   |                   |                   |                     |                     |                     |
| 3954.01 - Transferred from Park CPF      | 200,000.00        |                   | 200,000.00          |                     |                     |
| Water Revenue                            |                   |                   |                     |                     |                     |
| 4100 - Customer Service Fees - Water     | 86,256.70         | 139,000.00        | 907,995.80          | 1,112,000.00        | 1,668,000.00        |
| 4104 - Reclaimed water Escalante         | 1,715.53          | 1,542.00          | 10,836.92           | 12,332.00           | 18,500.00           |
| 4110 - Water Tap Connection Fees         | 0.00              | 0.00              | 64,767.00           | 0.00                | 0.00                |
| 4160 - Temporary Meter Rental            | 100.00            | 83.00             | 900.00              | 668.00              | 1,000.00            |
| 4170 - Backflow Inspections              | 0.00              | 83.00             | 801.50              | 668.00              | 1,000.00            |
| 4175 - Pool Inspection Revenue           | 0.00              | 0.00              | 0.00                | 0.00                | 100.00              |
| <b>Total Water Revenue</b>               | <b>88,072.23</b>  | <b>140,708.00</b> | <b>985,301.22</b>   | <b>1,125,668.00</b> | <b>1,688,600.00</b> |
| Sewer Revenue                            |                   |                   |                     |                     |                     |
| 4200 - Customer Service Fees - Sewer     | 56,797.20         | 66,833.00         | 511,661.93          | 534,668.00          | 802,000.00          |
| 4202 - Sewer Inspection Fees             | 0.00              | 92.00             | 266.50              | 732.00              | 1,100.00            |
| 4210 - Grease Trap Inspections           | 2,057.12          | 1,708.00          | 15,982.24           | 13,668.00           | 20,500.00           |
| <b>Total Sewer Revenue</b>               | <b>58,854.32</b>  | <b>68,633.00</b>  | <b>527,910.67</b>   | <b>549,068.00</b>   | <b>823,600.00</b>   |
| Other Revenues                           |                   |                   |                     |                     |                     |
| 4310 - Sales Tax Revenue                 | 10,260.64         | 7,500.00          | 41,832.96           | 60,000.00           | 90,000.00           |
| 4320 - Maintenance Taxes                 | 44,442.62         | 0.00              | 3,175,296.68        | 3,069,150.00        | 3,069,150.00        |
| 4330 - Penalties and Interest            | 2,785.55          | 1,750.00          | 22,608.07           | 14,000.00           | 21,000.00           |
| 4380 - Termination/Reconnection/NSF Fe   | 2,077.90          | 1,500.00          | 13,840.76           | 12,000.00           | 18,000.00           |
| 4400 - Transfer/Connection Fees          | 768.50            | 550.00            | 3,895.50            | 4,400.00            | 6,600.00            |
| 4700 - Builder Inspection Fees           | 0.00              | 125.00            | 2,516.48            | 1,000.00            | 1,500.00            |
| 4800 - Customer Service Inspections      | 0.00              | 50.00             | 1,560.30            | 400.00              | 600.00              |
| 5380 - Miscellaneous Income              | 0.00              | 100.00            | 0.00                | 800.00              | 1,200.00            |
| 5391 - Interest Income                   | 22,104.46         | 625.00            | 123,764.35          | 5,000.00            | 7,500.00            |
| <b>Total Other Revenues</b>              | <b>82,439.67</b>  | <b>12,200.00</b>  | <b>3,385,315.10</b> | <b>3,166,750.00</b> | <b>3,215,550.00</b> |
| Park Revenue                             |                   |                   |                     |                     |                     |
| 5610 - Sponsorships                      | 0.00              | 0.00              | 0.00                | 0.00                | 2,500.00            |
| 5615 - Field/Pavillion Rental            | 4,810.36          | 2,417.00          | 16,729.10           | 19,332.00           | 29,000.00           |
| 5620 - Park Grant                        | 0.00              | 0.00              | 0.00                | 0.00                | 250,000.00          |
| 5621 - Fall Creek MD - Park Grant        | 0.00              | 0.00              | 0.00                | 0.00                | 10,000.00           |
| <b>Total Park Revenue</b>                | <b>4,810.36</b>   | <b>2,417.00</b>   | <b>16,729.10</b>    | <b>19,332.00</b>    | <b>291,500.00</b>   |
| <b>Total Income</b>                      | <b>434,176.58</b> | <b>223,958.00</b> | <b>5,115,256.09</b> | <b>4,860,818.00</b> | <b>6,019,250.00</b> |
| Gross Profit                             | 434,176.58        | 223,958.00        | 5,115,256.09        | 4,860,818.00        | 6,019,250.00        |
| Expense                                  |                   |                   |                     |                     |                     |
| Water Expenses                           |                   |                   |                     |                     |                     |
| 6100 - Bulk Water Purchases              | 70,208.96         | 109,708.00        | 543,342.22          | 877,668.00          | 1,316,500.00        |
| 6100.01 - Bulk Water-Redstone/Escalante  | 1,507.80          | 1,167.00          | 8,203.11            | 9,332.00            | 14,000.00           |
| 6124 - Laboratory Expense                | 300.00            | 417.00            | 9,584.34            | 3,332.00            | 5,000.00            |
| 6126 - Permit Fees                       | 0.00              | 0.00              | 6,884.50            | 6,888.00            | 10,000.00           |
| 6132 - Operator Fees                     | 2,839.41          | 2,917.00          | 23,575.44           | 23,332.00           | 35,000.00           |
| 6135 - Repairs & Maintenance             | 16,930.03         | 15,000.00         | 162,004.33          | 120,000.00          | 180,000.00          |
| 6142 - Chemicals                         | 0.00              | 17.00             | 353.75              | 132.00              | 200.00              |
| 6151 - Telephone                         | 1,078.98          | 625.00            | 6,287.57            | 5,000.00            | 7,500.00            |
| 6152 - Utilities                         | 1,847.24          | 2,167.00          | 19,267.05           | 17,332.00           | 26,000.00           |
| 6152.01 - Utilities - Redstone/Escalante | 132.34            | 375.00            | 2,223.66            | 3,000.00            | 4,500.00            |

# Harris County WCID 96 General Fund Profit & Loss Budget Performance

March 2019

|  | Mar 19           | Budget            | Aug '18 - Mar 19  | YTD Budget          | Annual Budget       |
|--|------------------|-------------------|-------------------|---------------------|---------------------|
| <b>Total Water Expenses</b>              | <b>94,844.76</b> | <b>137,493.00</b> | <b>819,517.46</b> | <b>1,106,813.00</b> | <b>1,860,000.00</b> |
| Sewer Expenses                           |                  |                   |                   |                     |                     |
| 6201 - Purchased Sewer Service           | 33,545.82        | 40,000.00         | 224,008.40        | 320,000.00          | 480,000.00          |
| 6232 - Operator Fees                     | 2,839.41         | 2,750.00          | 23,575.45         | 22,000.00           | 33,000.00           |
| 6235 - Repair and Maintenance            | 5,649.05         | 9,167.00          | 38,376.26         | 73,332.00           | 110,000.00          |
| 6251 - Telephone                         | 817.05           | 667.00            | 5,633.29          | 5,332.00            | 8,000.00            |
| 6252 - Utilities                         | 1,338.84         | 1,417.00          | 11,194.93         | 11,332.00           | 17,000.00           |
| 6270 - Grease Trap Inspections           | 1,407.12         | 1,250.00          | 9,931.02          | 10,000.00           | 15,000.00           |
| 6275 - Sewer Inspection Expense          | 270.80           | 83.00             | 2,435.42          | 668.00              | 1,000.00            |
| <b>Total Sewer Expenses</b>              | <b>45,867.89</b> | <b>55,334.00</b>  | <b>315,154.77</b> | <b>442,664.00</b>   | <b>664,000.00</b>   |
| Other Expenses                           |                  |                   |                   |                     |                     |
| 6310 - Director Fees                     | 750.00           | 1,150.00          | 8,250.00          | 9,200.00            | 13,800.00           |
| 6314 - Payroll Taxes                     | 57.39            | 184.00            | 631.14            | 1,472.00            | 2,208.00            |
| 6320 - Legal Fees                        | 9,442.42         | 8,650.00          | 66,749.62         | 69,200.00           | 103,800.00          |
| 6321 - Auditing Fees                     | 0.00             | 0.00              | 18,500.00         | 18,500.00           | 18,500.00           |
| 6322 - Engineering Fees                  | 8,485.16         | 4,867.00          | 48,988.26         | 37,332.00           | 56,000.00           |
| 6326 - TOEQ Assessment Fees              | 0.00             | 0.00              | 11,394.40         | 6,500.00            | 6,500.00            |
| 6332 - Other Operator Expense            | 4,559.49         | 4,667.00          | 36,404.80         | 37,332.00           | 56,000.00           |
| 6333 - Bookkeeping Fees                  | 1,551.80         | 1,665.00          | 12,526.97         | 13,320.00           | 19,960.00           |
| 6335 - M&R - Other Facilities            | 6,430.88         | 18,000.00         | 97,173.08         | 144,000.00          | 216,000.00          |
| 6338 - Legal Notices/Other Publication   | 968.00           | 0.00              | 968.00            | 20,900.00           | 20,900.00           |
| 6353 - Insurance                         | 0.00             | 417.00            | 26,970.00         | 3,332.00            | 5,000.00            |
| 6354 - Travel Expense                    | 139.78           | 0.00              | 1,962.50          | 1,875.00            | 4,000.00            |
| 6356 - Registration/Membership Fees      | 785.00           | 1,500.00          | 3,725.00          | 12,000.00           | 18,000.00           |
| 6359 - Other Expenses                    | 61.00            | 0.00              | 18,124.79         | 0.00                | 950.00              |
| 6369 - Website Expense                   | 0.00             | 83.00             | 1,039.87          | 668.00              | 1,000.00            |
| 6370 - Builder Inspections               | 211.41           | 0.00              | 2,238.87          | 333.00              | 500.00              |
| 6375 - CSI Inspections                   | 270.60           | 42.00             | 2,238.87          | 260,000.00          | 390,000.00          |
| 6395 - Security Services                 | 27,979.60        | 32,500.00         | 223,836.80        | 242,288.00          | 363,400.00          |
| 6399 - Garbage Expense                   | 31,430.18        | 30,283.00         | 251,518.74        | 242,288.00          | 363,400.00          |
| <b>Total Other Expenses</b>              | <b>93,095.71</b> | <b>103,808.00</b> | <b>830,972.84</b> | <b>878,231.00</b>   | <b>1,296,538.00</b> |
| Park Expenses                            |                  |                   |                   |                     |                     |
| 6412 - Management Services               | 5,885.00         | 5,885.00          | 47,080.33         | 47,080.00           | 70,620.00           |
| 6420 - Legal Fees - Park                 | 2,057.50         | 1,500.00          | 27,237.00         | 12,000.00           | 18,000.00           |
| 6424 - Grant Expense                     | 1,500.00         | 0.00              | 6,500.00          | 3,000.00            | 10,000.00           |
| 6435 - Maintenance & Repairs - Parks     | 7,782.88         | 2,500.00          | 50,781.70         | 20,000.00           | 30,000.00           |
| 6436.01 - Maintenance/Cleaning-Buildings | 457.90           | 500.00            | 3,851.43          | 4,000.00            | 6,000.00            |
| 6436.02 - Maintenance/Cleaning-Buildings | -2,304.14        | 8,000.00          | 68,415.51         | 64,000.00           | 96,000.00           |
| 6440 - Office Expense                    | 0.00             | 8.00              | 121.34            | 68.00               | 100.00              |
| 6440.01 - Printing - Banners             | 0.00             | 50.00             | 0.00              | 400.00              | 600.00              |
| 6441 - Supplies                          | 0.00             | 83.00             | 0.00              | 668.00              | 1,000.00            |
| 6446 - Sports Equipment                  | 0.00             | 50.00             | 0.00              | 400.00              | 600.00              |
| 6452 - Utilities                         | 2,054.19         | 3,000.00          | 24,578.72         | 24,000.00           | 36,000.00           |
| 6459 - Other Expense                     | 0.00             | 0.00              | 0.00              | 0.00                | 100.00              |
| 6495 - Security - Park Facilities        | 0.00             | 250.00            | 723.65            | 2,000.00            | 3,000.00            |

Harris County WCID 96 General Fund  
Profit & Loss Budget Performance  
March 2019

|   | Mar 19            | Budget            | Aug '18 - Mar 19    | YTD Budget          | Annual Budget       |
|---|-------------------|-------------------|---------------------|---------------------|---------------------|
| 6497 - Grant - Park Expansion             | 0.00              | 0.00              | 6,500.00            | 6,500.00            | 94,000.00           |
| 6498 - Eng - Grant Park Expansion         | 29,617.08         | 0.00              | 196,015.28          | 139,985.00          | 283,000.00          |
| <b>Total Park Expenses</b>                | <b>47,050.41</b>  | <b>21,826.00</b>  | <b>431,812.96</b>   | <b>324,101.00</b>   | <b>649,020.00</b>   |
| Total Expense                             | 280,858.57        | 318,461.00        | 2,397,458.03        | 2,751,809.00        | 4,269,558.00        |
| Net Ordinary Income                       | 153,318.01        | -94,503.00        | 2,717,798.06        | 2,109,009.00        | 1,749,692.00        |
| Other Income/Expense                      |                   |                   |                     |                     |                     |
| Capital Outlay                            |                   |                   |                     |                     |                     |
| 7300.18 - Extension - Sanitary Sewer Line | 0.00              | 0.00              | 22,962.13           | 23,000.00           | 23,000.00           |
| 7300.19 - P168 Erosion Repairs            | 0.00              | 0.00              | 0.00                | 0.00                | 100,000.00          |
| 7300.25 - Construction - Water Well No. 1 | 0.00              | 0.00              | 57,500.00           | 57,510.00           | 850,000.00          |
| 7301.24 - Eng Fees - Water Well No. 1     | 0.00              | 0.00              | 13,773.57           | 13,750.00           | 85,000.00           |
| 7301.25 - Eng Fees-Rehab Lift Station #1  | 0.00              | 0.00              | 5,022.53            | 5,000.00            | 67,850.00           |
| 7301.26 - Eng Fees-Rehab Lift Station #2  | 0.00              | 0.00              | 0.00                | 0.00                | 34,960.00           |
| <b>Total Capital Outlay</b>               | <b>0.00</b>       | <b>0.00</b>       | <b>99,258.23</b>    | <b>99,260.00</b>    | <b>1,160,810.00</b> |
| Total Other Expense                       | 0.00              | 0.00              | 99,258.23           | 99,260.00           | 1,160,810.00        |
| Net Other Income                          | 0.00              | 0.00              | -99,258.23          | -99,260.00          | -1,160,810.00       |
| <b>Net Income</b>                         | <b>153,318.01</b> | <b>-94,503.00</b> | <b>2,618,539.83</b> | <b>2,009,749.00</b> | <b>588,882.00</b>   |

Harris County WCID 96  
 Comparison of TCEQ Approved Estimates  
 with Actual Costs - Series 2009 Bonds  
 May 7 2019

| <u>CONSTRUCTION COSTS</u>   | TCEQ<br>Approved<br>Estimates | Change of Scope<br>Approved 9/11/14 | District<br>Expenditure | Over<br>(Under)          |
|---|-------------------------------|-------------------------------------|-------------------------|--------------------------|
| Fall Creek Section 11 Utilities   | \$ 407,256                    |                                     | \$ 416,671.07           | \$ 9,415.07              |
| Fall Creek Section 20 Utilities   | 272,254                       |                                     | 249,307.67              | (22,946.33)              |
| Fall Creek Section 21 Utilities   | 527,315                       |                                     | 342,940.85              | (184,374.15)             |
| Fall Creek Section 26 Utilities   | 636,859                       |                                     | 619,746.37              | (17,112.63)              |
| Redstone Crossing Lane Extension  | 519,943                       |                                     | 453,444.49              | (66,498.51)              |
| Sanitary Sewer and Drainage Facilities for Fall Creek Apartments              | 196,972                       |                                     | 196,882.00              | (90.00)                  |
| Wastewater Impact Fees for Commercial Connections                             | 1,678,212                     | (374,271)                           | 0.00                    | (1,303,941.00)           |
| Contingency   | 79,097                        |                                     | 0.00                    | (79,097.00)              |
| Engineering, Advertising and Geotechnical Work                                | 499,381                       |                                     | 498,346.03              | (1,034.97)               |
| Water Plant Improvements  |                               | 374,271                             | 374,271.00              | 0.00                     |
| <br><u>NON-CONSTRUCTION COSTS</u>   |                               |                                     |                         |                          |
| Legal Fees  | 123,250                       |                                     | 123,250.00              | 0.00                     |
| Financial Advisor Fees  | 95,500                        |                                     | 95,500.00               | 0.00                     |
| Bond Discount   | 166,199                       |                                     | 166,198.56              | (0.44)                   |
| Developer Interest  | 104,075                       |                                     | 123,634.31              | 19,559.31                |
| BAN Interest  | 108,388                       |                                     | 58,479.61               | (49,908.39)              |
| Bond Issuance Costs   | 29,004                        |                                     | 36,294.42               | 7,290.42                 |
| BAN Issuance Costs  | 46,569                        |                                     | 36,879.00               | (9,690.00)               |
| Bond Application Report   | 40,000                        |                                     | 32,410.02               | (7,589.98)               |
| TCEQ Bond Issuance Fee  | 13,875                        |                                     | 13,875.00               | 0.00                     |
| Attorney General Fee  | 5,550                         |                                     | 5,550.00                | 0.00                     |
| Contingency   | 301                           |                                     | 0.00                    | (301.00)                 |
| <b>TOTAL</b>  | <b>\$ 5,550,000</b>           | <b>\$ 0</b>                         | <b>\$ 3,843,680.40</b>  | <b>\$ (1,706,319.60)</b> |
| <br>  |                               |                                     |                         |                          |
| Constructions Funds prior to sale of bonds                                    | \$ 0.00                       |                                     |                         |                          |
| Proceeds from Bond Sale   | 5,550,000.00                  |                                     |                         |                          |
| Interest Income/Bank Service Charge   | 55,250.31                     |                                     |                         |                          |
| 5/31/13 Surplus Funds - partial funding Section 27 (balance from Series 2008) | (17,864.13)                   |                                     |                         |                          |
| 5/31/13 Surplus Funds - Section 29  | (481,982.59)                  |                                     |                         |                          |
| 5/7/14 Surplus Funds - Section 21 replat materials testing and SWPPP          | (23,458.53)                   |                                     |                         |                          |
| Audit fees for 5/31/13 and 5/7/14 developer reimbursement                     | (5,000.00)                    |                                     |                         |                          |
| 8/3/15 Surplus Funds - P166 Channel Modifications(\$460,000 approved)         | (482,954.50)                  |                                     |                         |                          |
| Expenditures from Bond Sale Proceeds  | (3,843,680.40)                |                                     |                         |                          |
| <b>Total Construction Funds from Series 2009</b>                              | <b>\$ 770,330.16</b>          |                                     |                         |                          |
| <br>  |                               |                                     |                         |                          |
| <u>Allocation of remaining funds</u>  |                               |                                     |                         |                          |
| Wastewater Impact Fees for Commercial Connections - estimated need            | 591,240.00                    |                                     |                         |                          |
| Total Allocation of Remaining Funds   | \$ 591,240.00                 |                                     |                         |                          |
| Remaining, unallocated funds from Series 2009                                 | \$ 179,090.16                 |                                     |                         |                          |

Harris County WCID 96  
 Comparison of TCEQ Approved Estimates  
 with Actual Costs - Series 2010 Park Bond  
 May 7, 2019

| <u>CONSTRUCTION COSTS</u>                                  | TCEQ<br>Approved<br>Estimates | District<br>Expenditure | Over<br>(Under)        |
|--|-------------------------------|-------------------------|------------------------|
| Park Construction  | \$ 3,441,501                  | \$ 3,268,344.89         | \$ (173,156.11)        |
| Contingency  | 344,150                       | 0.00                    | (344,150.00)           |
| Land Acquisition   | 650,000                       | 649,383.32              | (616.68)               |
| Architect Fees   | 378,565                       | 352,139.62              | (26,425.38)            |
| Engineering, Advertising and Testing                       | 39,857                        | 211,399.30              | 171,542.30             |
| Grant Application  |                               | 10,193.00               |                        |
| <u>NON-CONSTRUCTION COSTS</u>                              |                               |                         |                        |
| Legal Fees   | 131,300                       | 131,300.00              | 0.00                   |
| Financial Advisor Fees                                     | 93,150                        | 93,150.00               | 0.00                   |
| Bond Discount  | 158,635                       | 158,634.80              | (0.20)                 |
| Bond Application Report                                    | 40,000                        | 24,709.46               | (15,290.54)            |
| Bond Issuance Cost   | 18,424                        | 29,031.44               | 10,607.44              |
| Commission Fee   | 13,288                        | 13,287.50               | (0.50)                 |
| Attorney General Fee                                       | 5,315                         | 5,315.00                | 0.00                   |
| Contingency  | 815                           | 0.00                    | (815.00)               |
| <b>TOTAL</b>   | <b>\$ 5,315,000</b>           | <b>\$ 4,946,888.33</b>  | <b>\$ (378,304.67)</b> |
| Proceeds from Bond Sale                                    | \$ 5,315,000.00               |                         |                        |
| Interest Income  | 38,170.62                     |                         |                        |
| Expenditures from Bond Sale Proceeds                       | (4,946,888.33)                |                         |                        |
| Use of Surplus Funds - Transfer to Park Operating          | (200,000.00)                  |                         |                        |
| <b>Total Construction Funds from Series 2010 Park Bond</b> | <b>\$ 206,282.29</b>          |                         |                        |

Harris County WCID 96  
 Comparison of TCEQ Approved Estimates  
 with Actual Costs - Series 2014 Bond  
 May 7, 2019

| CONSTRUCTION COSTS  | TCEQ<br>Approved<br>Estimates | Reallocated | District<br>Expenditure | Over<br>(Under)  |
|---|-------------------------------|-------------|-------------------------|------------------|
| Water Plant No. 1 Improvements                                    | \$ 1,200,000                  |             | \$ 1,200,000.00         | \$ 0.00          |
| Water Plant No. 1 Improvements -                                  |                               | 252,729.00  | 593,650.00              | 340,921.00 (1)   |
| Reclaimed Water Pump Station and Force Main                       | 604,783 *                     |             | 0.00                    | (604,783.00) (3) |
| 8-Inch Reclaimed Water Line                                       |                               |             |                         |                  |
| Fall Creek Section 1  | 34,381                        |             | 0.00                    | (34,381.00) (2)  |
| Fall Creek Section 5  | 21,848                        |             | 0.00                    | (21,848.00) (2)  |
| Fall Creek Section 9  | 18,671                        |             | 0.00                    | (18,671.00) (2)  |
| Fall Creek Section 16   | 9,468                         |             | 0.00                    | (9,468.00) (2)   |
| Reclaimed Water Distribution System from Pond No. 1 to Pond No. 2 | 548,897 *                     |             | 0.00                    | (548,897.00)     |
| Reclaimed Water Distribution System from Pond No. 2 to Park       | 418,794 *                     |             | 0.00                    | (418,794.00) (3) |
| Reclaimed Water Trunk Line  |                               |             |                         |                  |
| Segment 1   | 460,800 *                     |             | 0.00                    | (460,800.00) (3) |
| Segment 2   | 151,200                       |             | 0.00                    | (151,200.00) (2) |
| Segment 3   | 97,200                        |             | 0.00                    | (97,200.00) (2)  |
| Segment 4   | 125,550                       |             | 0.00                    | (125,550.00) (2) |
| Segment 5   | 178,200                       |             | 0.00                    | (178,200.00) (2) |
| Segment 6   | 301,050                       |             | 0.00                    | (301,050.00) (2) |
| Segment 7   | 243,000                       |             | 0.00                    | (243,000.00) (2) |
| Potable Irrigation to Non-Potable Irrigation Conversion           | 163,250                       |             | 0.00                    | (163,250.00)     |
| Contingencies   |                               |             |                         |                  |
| Reclaimed Water Distribution System from Pond No. 1 to Pond No. 2 | 54,890 *                      |             | 0.00                    | (54,890.00)      |
| Reclaimed Water Distribution System from Pond No. 2 to Park       | 62,819 *                      |             | 0.00                    | (62,819.00) (3)  |
| Engineering, Advertising and Testing                              |                               |             |                         |                  |
| Water Plant No. 1 Improvements                                    | 210,000                       |             | 275,090.31              | 65,090.31 (1)    |
| Reclaimed Water Pump Station and Force Main                       | 105,837                       |             | 0.00                    | (105,837.00)     |
| Reclaimed Water Distribution System from Pond No. 1 to Pond No. 2 | 96,055                        |             | 101,580.16              | 5,525.16         |
| Reclaimed Water Distribution System from Pond No. 2 to Park       | 73,289                        |             | 0.00                    | (73,289.00)      |
| Reclaimed Water Trunk Line  | 272,575                       | 42,138      | 0.00                    | (230,437.00) (2) |

NON-CONSTRUCTION COSTS

|   |                     |           |                        |                          |
|---|---------------------|-----------|------------------------|--------------------------|
| Legal Fees  | 153,600             |           | 153,600.00             | 0.00                     |
| Financial Advisor Fees                                    | 104,300             |           | 104,300.00             | 0.00                     |
| Developer Interest  | 82,495              |           | 0.00                   | (82,495.00) (4)          |
| Capitalized Interest                                      | 196,256             |           | 196,256.25             | 0.25                     |
| Bond Discount   | 81,490              |           | 81,490.35              | 0.35                     |
| Bond Application Report                                   | 40,000              |           | 29,426.05              | (10,573.95) (4)          |
| Bond Issuance Cost  | 44,068              |           | 28,593.59              | (15,474.41) (4)          |
| Commission Fee  | 16,075              |           | 16,075.00              | 0.00                     |
| Attorney General Fee                                      | 6,430               |           | 6,430.00               | 0.00                     |
| Contingency - approved to use for WP Improvements 9-11-14 | 252,729             | (252,729) | 0.00                   | 0.00                     |
| <b>TOTAL</b>  | <b>\$ 6,430,000</b> | <b>\$</b> | <b>\$ 2,786,491.71</b> | <b>\$ (3,601,370.29)</b> |

|   |                        |  |  |  |
|---|------------------------|--|--|--|
| Proceeds from Bond Sale   | \$ 6,430,000.00        |  |  |  |
| Interest Income/Bank Service Charge - included in surplus funds | 21,685.61 (4)          |  |  |  |
| Interest Income/Bank Service Charge                             | 11,142.58              |  |  |  |
| (1) Change of Scope from Series 2009 bonds for WP Improvements  | 374,271.00             |  |  |  |
| (1) Transfer from General Operating for WP Improvements         | 31,740.31              |  |  |  |
| (2) Change of Scope- Water Plant No. 1 Water Well &             |                        |  |  |  |
| Hydropneumatic Tank Replacement - TCEQ approval 6/5/17          | (1,222,706.00)         |  |  |  |
| (3) Reallocate & Release from escrow -                          |                        |  |  |  |
| Hydropneumatic Tank Replacement - TCEQ approval 6/5/17          | (1,547,196.00)         |  |  |  |
| (4) Use of surplus funds -                                      |                        |  |  |  |
| Hydropneumatic Tank Replacement - TCEQ approval 6/5/17          | (130,098.00)           |  |  |  |
| Expenditures from Bond Sale Proceeds                            | (2,786,491.71)         |  |  |  |
| <b>Total Construction Funds from Series 2014 Bond</b>           | <b>\$ 1,182,347.79</b> |  |  |  |

(1) Project costs - \$2,068,740.31 - \$658,740.31 over amount allocated from bond sale  
 Use \$252,729 surplus from this issue, \$374,271 change of scope from Series 2009 bonds - approved 9-11-14, transfer from operating - \$31,740.31



Harris County WCID 96  
 Comparison of TCEQ Approved Estimates  
 with Actual Costs - Series 2016 Bond  
 May 7, 2019

|  | TCEQ<br>Approved<br>Estimates | District<br>Expenditure | Over<br>(Under)          |
|--|-------------------------------|-------------------------|--------------------------|
| <b>CONSTRUCTION COSTS</b>  |                               |                         |                          |
| Lift Station No. 6 (Escrowed)                                      | \$ 500,000 *                  | \$ 500,000.00 *         | \$ 0.00                  |
| Harris County Flood Control Unit P-133-00-00 Channel Modifications | 2,530,000                     | 1,733,426.00            | (796,574.00)             |
| Contingencies  | 303,000                       | 0.00                    | (303,000.00)             |
| Engineering  | 277,000                       | 321,015.59              | 44,015.59                |
| <b>NON-CONSTRUCTION COSTS</b>                                      |                               |                         |                          |
| Legal Fees   | 105,000                       | 105,000.00              | 0.00                     |
| Financial Advisor Fees   | 75,000                        | 75,000.00               | 0.00                     |
| Bond Discount  | 23,521                        | 23,521.00               | 0.00                     |
| Bond Issuance Cost   | 41,000                        | 31,665.55               | (9,334.45)               |
| Bond Application Report  | 35,000                        | 8,708.38                | (26,291.62)              |
| TCEQ Fee (.25%)  | 10,000                        | 10,000.00               | 0.00                     |
| Attorney General Fee   | 4,000                         | 4,000.00                | 0.00                     |
| Contingency  | 96,479                        | 0.00                    | (96,479.00)              |
| <b>TOTAL</b>   | <b>\$ 4,000,000</b>           | <b>\$ 2,812,336.52</b>  | <b>\$ (1,187,663.48)</b> |
| *escrowed funds - \$500,000.00                                     |                               |                         |                          |
| Proceeds from Bond Sale  | \$ 4,000,000.00               |                         |                          |
| Interest Income/Bank Service Charge                                | 11,278.74                     |                         |                          |
| Expenditures from Bond Sale Proceeds                               | (2,812,336.52)                |                         |                          |
| Construction Funds from Series 2016 Bond                           | \$ 1,198,942.22               |                         |                          |
| Escrowed funds   | 500,000.00                    |                         |                          |
| Total funds from Series 2016 Bond                                  | \$ 1,698,942.22               |                         |                          |

Display Parked Vendor Invoice 1900888225 COH1 2019

Tree on Document Editing options

Transactn Invoice

Basic data Payment Details Workflow Tax Withholding tax Notes

Vendor: 118445 5GL Ind:

Invoice date: 03/19/2019 Reference: JAN, 2019

Posting Date: 04/01/2019 Period: 10

Document Type: Vendor Invoice DocumentNo: 1900888225

Amount: 6,831.03  Calculate tax

Tax Amount: 0.00 10 (A/P sales tax, 0%)

Text: MUD Sales Tax - Jan 2019

Paymt terms: Due Immediately

Baseline Date: 04/01/2019

Bal. 0.00

Vendor

Address

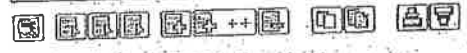
HARRIS COUNTY WCID #96  
P.O. Box 80  
TOMBALL TX 77377

713 653 7394

OLS

1 Items (No entry variant selected)

| St...                               | G/L acct | Short Text  | D/C   | Amount In ... | Cost center | Fund | Busi... | Text                     | WBS                      |
|-------------------------------------|----------|-------------|-------|---------------|-------------|------|---------|--------------------------|--------------------------|
| <input checked="" type="checkbox"/> | 520144   | Ltd Purpose | Debit | 6,831.03      | 9900010003  | 1000 | 9900    | MUD Sales Tax - Jan 2019 | <input type="checkbox"/> |
|                                     |          |             | Debit | 0.00          |             |      |         |                          | <input type="checkbox"/> |
|                                     |          |             | Debit | 0.00          |             |      |         |                          | <input type="checkbox"/> |
|                                     |          |             | Debit | 0.00          |             |      |         |                          | <input type="checkbox"/> |
|                                     |          |             | Debit | 0.00          |             |      |         |                          | <input type="checkbox"/> |
|                                     |          |             | Debit | 0.00          |             |      |         |                          | <input type="checkbox"/> |
|                                     |          |             | Debit | 0.00          |             |      |         |                          | <input type="checkbox"/> |
|                                     |          |             | Debit | 0.00          |             |      |         |                          | <input type="checkbox"/> |
|                                     |          |             | Debit | 0.00          |             |      |         |                          | <input type="checkbox"/> |



DATE: 03/05/19  
 JOB : PALL980 B

STATE OF TEXAS  
 COMPTROLLER OF PUBLIC ACCOUNTS  
 CONFIDENTIAL LOCAL TAX INFORMATION  
 HARRIS CO WCID 96 - 2101017 - HOUSTON  
 ALLOCATION DATE RANGE MAR 2019 - MAR 2019  
 IDENTIFIED BY ICL TAXPAYER

| TAXPAYER NO.   | LOC NO/<br>TYPE | NAME<br>ADDRESS   |
|----------------|-----------------|---|
| 1-20-3259517-0 | 00002           | GODFATHERS PIZZA<br>8650 N SAM HOUSTON PKWY E STE 110 HOUSTON TX 77396-4380           |
| 1-20-8907301-4 | 00168           | CHILI'S GRILL & BAR #1258<br>9350 N SAM HOUSTON PKWY HOUSTON TX 77396                 |
| 1-26-0100436-4 | 02763           | DVD RENTAL BY REDBOX LLC<br>8000 N SAM HOUSTON PKWY E HOUSTON TX 77396-2900           |
| 1-26-0100436-4 | 03096           | DVD RENTAL BY REDBOX LLC<br>9510 N SAM HOUSTON PKWY E HOUSTON TX 77396-2935           |
| 1-62-1543816-5 | 00005           | CASCADE AT FALL CREEK<br>8330 N SAM HOUSTON PKWY E HOUSTON TX 77396-3184              |
| 1-75-1933058-7 | 00298           | CHILI'S GRILL & BAR<br>9350 N SAM HOUSTON PKWY E HOUSTON TX 77396-4378                |
| 1-76-0050308-4 | 00377           | TIMEMISE FOOD STORE #864<br>8012 N SAM HOUSTON PKWY E HOUSTON TX 77396-2900           |
| 1-76-0434496-4 | 00037           | BURGER KING #35<br>9410 N SAM HOUSTON PKWY E STE B HOUSTON TX 77396-2981              |
| 1-76-0602862-3 | 00034           | KS MANAGEMENT SERVICES, L.L.C.<br>8233 N SAM HOUSTON PKWY E HOUSTON TX 77396-2922     |
| 1-76-0650527-3 | 00121           | SUBWAY #56049<br>14954 MESA DR STE 115 HOUSTON TX 77396-5902                          |
| 1-95-4612964-4 | 00087           | PUBLIC STORAGE<br>8717 N SAM HOUSTON PKWY E HOUSTON TX 77396                          |
| 3-20351-8395-6 | 00007           | WILSON SHELL<br>9410 N SAM HOUSTON PKWY E HOUSTON TX 77396-4583                       |
| 3-20368-2151-3 | 00002           | SMOOTHIE KING 1216<br>9360 N SAM HOUSTON PKWY E STE 100 HOUSTON TX 77396-4378         |
| 3-20448-6301-0 | 00001           | RISE SUN SUSHI & FUSION RESTAURANT<br>9506 N SAM HOUSTON PKWY E HOUSTON TX 77396-2935 |
| 3-20475-5206-5 | 00001           | JULIA'S MEXICAN GRILL<br>9502 N SAM HOUSTON PKWY E STE 100 HOUSTON TX 77396-4900      |
| 3-20502-9194-0 | 00002           | FIRE & ICE LIQUOR #2<br>9526 N SAM HOUSTON PKWY E STE 3100 HOUSTON TX 77396-4734      |

NO LIST

STATE OF TEXAS  
 COMPTROLLER OF PUBLIC ACCOUNTS  
 CONFIDENTIAL LOCAL TAX INFORMATION  
 HARRIS CO WCID 96 - 2101017 - HOUSTON  
 ALLOCATION DATE RANGE MAR 2019 - MAR 2019  
 IDENTIFIED BY ICL TAXPAYER

DATE: 03/05/19  
 JOB : PALL980 B

| TAXPAYER NO.   | LOC NO/<br>TYPE | NAME<br>ADDRESS  |
|----------------|-----------------|--|
| 3-20519-1260-1 | 00001           | TOP 10 CIGARS LLC<br>9502 N SAM HOUSTON PKWY E # 111 HOUSTON TX 77396-4900               |
| 3-20538-1659-4 | 00001           | LOS CUCOS MEXICAN CAFE<br>9520 N SAM HOUSTON PKWY E HOUSTON TX 77396-2935                |
| 3-20607-9111-1 | 00028           | FIRST WATCH RESTAURANTS #416<br>9526 N SAM HOUSTON PKWY E STE 3120 HOUSTON TX 77396-4734 |
| 3-20631-7462-0 | 00001           | CBA INCH HOLDINGS, LLC<br>8220 N SAM HOUSTON PKWY E HOUSTON TX 77396-2916                |
| 3-20668-5246-1 | 00001           | LA MORELIANA MEAT MARKET #5<br>9360 N SAM HOUSTON PKWY E STE 600 HOUSTON TX 77396-4978   |

DATE: 03/05/19  
JOB : PALL980 T

PAGE: 274

STATE OF TEXAS  
COMPTROLLER OF PUBLIC ACCOUNTS  
CONFIDENTIAL LOCAL TAX INFORMATION  
HARRIS CO WCID 96 - 2101017 - HOUSTON  
ALLOCATION DATE RANGE MAR 2019 - MAR 2019  
IDENTIFIED BY OUTLET AND ICL LIST FILERS

| TAXPAYER NO. | LOC NO/<br>TYPE | NAME<br>ADDRESS |
|--------------|-----------------|-----------------|
|--------------|-----------------|-----------------|

TOTAL TAX PAID FOR ICL AND LIST FILERS 13,662.05



## ENGINEER'S REPORT

**Date:** May 7, 2019  
**To:** Harris County Water Control & Improvement District No. 96  
Board of Directors  
**From:** *Cindy A. Fields*  
Cindy A. Fields, P.E.  
District Engineer

---

### 8. Engineer's Report

**a. Authorize Engineer to proceed with the design of District facilities;**

No action items this month.

**b. Approve plans and specifications of District facilities;**

We are preparing plans and specifications for Lift Station Nos. 1 and 2 Rehabilitation for anticipated bidding this Summer.

**c. Authorize Engineer to advertise for bids for District projects;**

No action items this month.

**d. Approval of report, pay estimates and change orders for construction projects in the District; Current project status updates are as follows:**

**1. Water Plant No. 1 Water Well & Hydropneumatic Tank Replacement**

We have received the attached Notice of Compliance from the TCEQ acknowledging that the terms of the Agreed Order have been satisfied and the enforcement case is closed.

**2. Fall Creek Lift Station No. 6 and Force Main**

- Status: NTP issued July 16, 2018 (180 calendar day contract), construction is complete.
- Expected Completion: March 2019
- Budget:
  - Contractor: Reddico Construction Co., Inc.
  - Current Contract Amount: \$558,531.85
  - Engineering: Hourly
  - Funding: Series 2016 Bond Issue

The final inspection was held on April 11<sup>th</sup> resulting in no punchlist items. Construction is complete. We are presenting the 7<sup>th</sup> and final pay estimate to Reddico Construction Co., Inc. in the amount of \$59,048.19. We have requested the addition of the lift station facility to the insurance coverage for the District.

Serving. Leading. Solving.™

**ACTION ITEM:** *Authorize payment to Reddico Construction Co., Inc. in the amount of \$59,048.19.*

**3. Water Reuse Phase II**

- Status: The project is on hold awaiting the signed easements and permit acquisition.
- Schedule: On hold
- Budget:
  - Estimated Construction Cost: \$500,000
  - Engineering: \$70,000
- Funding: Series 2014 Bonds

- e. **Authorize construction contracts and related items** - No action items this month.
- f. **Review recommendations regarding proposed P-133 improvements** – Our environmental team performed the site inspection of the channel last week and is currently preparing recommendations for the Board's review. We anticipate the completed report to be available for the July meeting.
- g. **Discuss widening of Mesa Road and take any action thereon** - There has been no engineering activity this month.

**Additional Items of Interest:**

*Pipeline Maintenance* - DCP Midstream has informed us that they may not be starting work on the proposed pipeline lowering project until January of 2020 and that it should take about two months to complete. He stated that they should be able to keep excavation activity east of the dog park area, but that they will need to utilize their pipeline easement for staging and access. They are aware that a plan will need to be prepared to keep access to the ball fields open during this time.

*Surplus Funds/Escrow Release Application – Lift Station No. 6* – We have prepared the application and are awaiting receipt of the resolution and comments from the attorney in order to submit to the TCEQ. The summary of costs is attached for the Board's review.

Jon Niermann, *Chairman*  
Emily Lindley, *Commissioner*  
Toby Baker, *Executive Director*



## TEXAS COMMISSION ON ENVIRONMENTAL QUALITY

*Protecting Texas by Reducing and Preventing Pollution*

April 19, 2019

Mr. Lonnie Jackson, President  
Harris County Water Control and Improvement District 96  
1980 Post Oak Boulevard, Suite 1380  
Houston, Texas 77056

Re: Notice of Compliance with Commission Order  
Harris County Water Control and Improvement District 96  
RN101414811; Account No. 1013175  
Docket No. 2016-0421-PWS-E; Enforcement Case No. 52063

Dear Mr. Jackson:

This letter is to inform you that a review of Texas Commission on Environmental Quality records concerning the above-referenced enforcement matter indicates that Harris County Water Control and Improvement District 96 has fulfilled the requirements of the Commission Order ("Order") effective on August 1, 2017. Specifically, Harris County Water Control and Improvement District 96 has fulfilled the technical requirements and has paid the administrative penalty assessed in the Order.

Based upon this, we conclude that your response has been satisfactory and no further action is necessary at this time with respect to this enforcement matter. The Order will remain on the compliance history for this regulated entity for five years from the effective date of the Order.

We appreciate your cooperation, and if we can be of any further assistance, please contact Ms. Monica Larina at (512) 239-0184.

Sincerely,

A handwritten signature in cursive script that reads "L. Rebecca Boyett".

Rebecca Boyett, Work Leader  
Enforcement Division

cc: Ms. Linda L. Ihns, Assistant Secretary, Harris County Water Control and Improvement District 96, 1980 Post Oak Boulevard, Suite 1380, Houston, Texas 77056  
Cindy A. Fields, P.E., BGE, Inc., 23501 Cinco Ranch Boulevard, Suite A-250, Katy, Texas 77494





April 17, 2019

Debra R. Loggins, Bookkeeper  
PO Box 170  
Tomball, Texas 77377

Attention: Debra R. Loggins

**Re: Pay Estimate No. 7-Final**  
Harris County Water Control & Improvement District No. 96  
Fall Creek Lift Station No. 6 and Force Main  
BGE Job No. 1992-01

Dear Ms. Loggins:

Enclosed herewith is Pay Estimate No. 7-Final from Reddico Construction Co., Inc for work performed on the referenced project for the period indicated. I have reviewed the quantities completed and submitted for payment and recommend that this estimate be processed for payment as the work related to the invoice has been performed. The enclosed estimate is for your further handling and processing.

Should you have any questions regarding this pay estimate, please contact me at 281-558-8700.

Sincerely,

A handwritten signature in black ink, appearing to read "Gary L. Goessler", written in a cursive style.

Gary L. Goessler, PE  
Project Manager, Construction Management  
TBPE Registration No. F-1046

GLG/by

cc: Ryan Redd – Reddico Construction Co., Inc.  
Julianne Kugle – Sanford Kuhl Hagan Kugle Parker Kahn LLP  
Mary Drews – Sanford Kuhl Hagan Kugle Parker Kahn LLP  
Cindy Fields – BGE  
Amy Hoke – BGE

\\browngay.net\Panzura\Xdrive\Districts\HCWCID096\LI8\_Station\_No\_6\_1992-00-08\_Construction\07\_PayEstimate\PE7F.docx

Serving. Leading. Solving.™

BGE, Inc. · 10777 Westheimer Road, Suite 400 · Houston, Texas 77042 · 281-558-8700 · www.bgeinc.com

Fall Creek Lift Station No. 6 and Force Main

Owner: Harris County WCID No. 96  
c/o Debra R. Loggins  
PO Box 170  
Tomball, Texas 77377

Attention: Debra R. Loggins

Contractor: Reddico Construction Co., Inc.  
10083 Airport Road  
Conroe, Texas 77303

Attention: Ryan Redd

Pay Estimate No. 7-Final

|                           |    |            |
|---------------------------|----|------------|
| Original Contract Amount: | \$ | 563,350.00 |
| Change Orders:            | \$ | 2,831.85   |
| Adjustments:              | \$ | (7,650.00) |
| Current Contract Amount:  | \$ | 558,531.85 |
| Completed to Date:        | \$ | 558,531.85 |
| Retainage 0%:             | \$ | -          |
| Balance:                  | \$ | 558,531.85 |
| Less Previous Payments:   | \$ | 499,483.66 |
| Current Payment Due:      | \$ | 59,048.19  |

BGE Job No. 1992-01

Estimate Period: 02/18/19 - 04/11/19

Contract Date: June 26, 2018

Notice to Proceed: July 16, 2018

Contract Time: 180 Calendar Days


Time Charged: 269 Calendar Days

Requested Extensions: 0 Calendar Days


CO Approved Extensions: 0 Calendar Days

Time Remaining: -89 Calendar Days

Recommended for Approval:

  
4/17/19  
Gary L. Goessler, PE  
Project Manager, Construction Management  
BGE  
TBPE Registration No. F-1046

Acknowledged for Reddico Construction Co., Inc.:

By:   
Title: President  
Date: 4/18/2019

Reddico Construction Co., Inc.

4/17/2019

Harris County WCID No. 96  
 Fall Creek Lift Station No. 6 and Force Main  
 BGE Job No. 1992-01  
 Pay Estimate No. 7

| Item                          | Description  | Contract<br>Quantity | Unit | Unit Price   | Amount       | Completed<br>This Period | Amount<br>This Period | Previous<br>Period | Previous<br>Amount | Total<br>Completed | Total        | Adjustments |
|-------------------------------|--|----------------------|------|--------------|--------------|--------------------------|-----------------------|--------------------|--------------------|--------------------|--------------|-------------|
| <b>UNIT A: BASE BID ITEMS</b> |  |                      |      |              |              |                          |                       |                    |                    |                    |              |             |
| 1.                            | Mobilization, demobilization, bonds and insurance.   | 1.00                 | LS   | \$ 21,000.00 | \$ 21,000.00 | 0.00                     | \$ -                  | 1.00               | \$ 21,000.00       | 1.00               | \$ 21,000.00 | \$ -        |
| 2.                            | Construction of reinforced concrete wet well, wet well lining excavation and disposal, submersible pumps, hatches, paving, force main, sanitary sewer, water line, drainage, access road, transformer pad, manual transfer switch, bollards, fencing, site grading, piping, fittings, valves, coatings, stormwater pollution prevention measures during construction, trench safety system, electrical, controls and appurtenances, Complete In Place. |                      |      |              |              |                          |                       |                    |                    |                    |              |             |
| 2a                            | SWPPP  | 1.00                 | LS   | \$ 1,500.00  | \$ 1,500.00  | 0.00                     | \$ -                  | 1.00               | \$ 1,500.00        | 1.00               | \$ 1,500.00  | \$ -        |
| 2b                            | Ground Water Control   | 1.00                 | LS   | \$ 14,100.00 | \$ 14,100.00 | 0.00                     | \$ -                  | 1.00               | \$ 14,100.00       | 1.00               | \$ 14,100.00 | \$ -        |
| 2c                            | Structural Concrete (Walls)  | 35.00                | CY   | \$ 2,820.00  | \$ 98,700.00 | 0.00                     | \$ -                  | 35.00              | \$ 98,700.00       | 35.00              | \$ 98,700.00 | \$ -        |
| 2d                            | Wet Well Excavation  | 33.00                | VF   | \$ 1,950.00  | \$ 64,350.00 | 0.00                     | \$ -                  | 33.00              | \$ 64,350.00       | 33.00              | \$ 64,350.00 | \$ -        |
| 2e                            | Structural Concrete (Misc)   | 19.00                | CY   | \$ 2,495.00  | \$ 47,405.00 | 0.00                     | \$ -                  | 19.00              | \$ 47,405.00       | 19.00              | \$ 47,405.00 | \$ -        |
| 2f                            | 10x8 Precast Valve Vault   | 1.00                 | LS   | \$ 28,400.00 | \$ 28,400.00 | 0.00                     | \$ -                  | 1.00               | \$ 28,400.00       | 1.00               | \$ 28,400.00 | \$ -        |
| 2g                            | 6" DI Pipe, Valves, Fittings   | 1.00                 | LS   | \$ 26,300.00 | \$ 26,300.00 | 0.00                     | \$ -                  | 1.00               | \$ 26,300.00       | 1.00               | \$ 26,300.00 | \$ -        |
| 2h                            | 4" 7.5 HP Submersible Pump   | 2.00                 | EA   | \$ 4,250.00  | \$ 8,500.00  | 0.00                     | \$ -                  | 2.00               | \$ 8,500.00        | 2.00               | \$ 8,500.00  | \$ -        |
| 2i                            | Wet Well Protective Coaling  | 1.00                 | LS   | \$ 5,400.00  | \$ 5,400.00  | 0.00                     | \$ -                  | 1.00               | \$ 5,400.00        | 1.00               | \$ 5,400.00  | \$ -        |
| 2j                            | Paint Piping, Valves, Fittings   | 1.00                 | LS   | \$ 3,000.00  | \$ 3,000.00  | 0.00                     | \$ -                  | 1.00               | \$ 3,000.00        | 1.00               | \$ 3,000.00  | \$ -        |
| 2k                            | Control Panel  | 1.00                 | EA   | \$ 14,400.00 | \$ 14,400.00 | 0.00                     | \$ -                  | 1.00               | \$ 14,400.00       | 1.00               | \$ 14,400.00 | \$ -        |
| 2l                            | Electrical Work with Transfer Switch   | 1.00                 | LS   | \$ 25,200.00 | \$ 25,200.00 | 0.00                     | \$ -                  | 1.00               | \$ 25,200.00       | 1.00               | \$ 25,200.00 | \$ -        |
| 2m                            | 8" Pipe Bollard  | 10.00                | EA   | \$ 150.00    | \$ 1,500.00  | 0.00                     | \$ -                  | 10.00              | \$ 1,500.00        | 10.00              | \$ 1,500.00  | \$ -        |
| 2n                            | 8" PVC Influent Connection   | 1.00                 | LS   | \$ 4,800.00  | \$ 4,800.00  | 0.00                     | \$ -                  | 1.00               | \$ 4,800.00        | 1.00               | \$ 4,800.00  | \$ -        |
| 2o                            | 8" PVC SDR-26 (24-26)  | 112.00               | LF   | \$ 169.50    | \$ 18,984.00 | 0.00                     | \$ -                  | 112.00             | \$ 18,984.00       | 112.00             | \$ 18,984.00 | \$ -        |
| 2p                            | 6" PVC, C900 Force Main  | 960.00               | LF   | \$ 25.50     | \$ 24,480.00 | 0.00                     | \$ -                  | 960.00             | \$ 24,480.00       | 960.00             | \$ 24,480.00 | \$ -        |
| 2q                            | 6" PVC, C900 Restrained Joint Force Main   | 380.00               | LF   | \$ 33.00     | \$ 12,540.00 | 0.00                     | \$ -                  | 380.00             | \$ 12,540.00       | 380.00             | \$ 12,540.00 | \$ -        |

Reddico Construction Co., Inc.

4/17/2019

Harris County WCID No. 96  
 Fall Creek Lift Station No. 6 and Force Main  
 BGE Job No. 1992-01  
 Pay Estimate No. 7

| Item                                     | Description   | Contract Quantity | Unit | Unit Price   | Amount        | Completed This Period | Amount This Period | Previous Period | Previous Amount | Total Completed | Total        | Adjustments   |
|--|---|-------------------|------|--------------|---------------|-----------------------|--------------------|-----------------|-----------------|-----------------|--------------|---------------|
| 2r                                       | 12" Steel Casing in Bore  | 170.00            | LF   | \$ 105.00    | \$ 17,850.00  | 0.00                  | \$ -               | 170.00          | \$ 17,850.00    | 170.00          | \$ 17,850.00 | \$ -          |
| 2s                                       | Replace Existing Manhole w/ Force Main Manhole  | 1.00              | LS   | \$ 10,500.00 | \$ 10,500.00  | 0.00                  | \$ -               | 0.46            | \$ 4,781.85     | 0.46            | \$ 4,781.85  | \$ (5,718.15) |
| 2l                                       | ARV Manhole   | 1.00              | EA   | \$ 10,460.00 | \$ 10,460.00  | 0.00                  | \$ -               | 1.00            | \$ 10,460.00    | 1.00            | \$ 10,460.00 | \$ -          |
| 2u                                       | Sanitary Sewer Manhole  | 1.00              | EA   | \$ 7,500.00  | \$ 7,500.00   | 0.00                  | \$ -               | 2.00            | \$ 15,000.00    | 2.00            | \$ 15,000.00 | \$ 7,500.00   |
| 2v                                       | 2" SCH 40 Water Service   | 1.00              | LS   | \$ 6,100.00  | \$ 6,100.00   | 0.00                  | \$ -               | 1.00            | \$ 6,100.00     | 1.00            | \$ 6,100.00  | \$ -          |
| 2w                                       | Relocate Fire Hydrant Assembly  | 1.00              | LS   | \$ 4,500.00  | \$ 4,500.00   | 0.00                  | \$ -               | 0.00            | \$ -            | 0.00            | \$ -         | \$ (4,500.00) |
| 2x                                       | 12" HDPE Storm Sewer  | 40.00             | LF   | \$ 25.00     | \$ 1,000.00   | 0.00                  | \$ -               | 50.00           | \$ 1,250.00     | 50.00           | \$ 1,250.00  | \$ 250.00     |
| 2y                                       | Type "A" Grate Inlet  | 2.00              | EA   | \$ 1,391.50  | \$ 2,783.00   | 0.00                  | \$ -               | 2.00            | \$ 2,783.00     | 2.00            | \$ 2,783.00  | \$ -          |
| 2z                                       | 6" Stabilized Subgrade  | 212.00            | SY   | \$ 10.50     | \$ 2,226.00   | 0.00                  | \$ -               | 212.00          | \$ 2,226.00     | 212.00          | \$ 2,226.00  | \$ -          |
| 2aa                                      | 6" Reinforced Concrete Paving   | 186.00            | SY   | \$ 48.50     | \$ 9,021.00   | 0.00                  | \$ -               | 186.00          | \$ 9,021.00     | 186.00          | \$ 9,021.00  | \$ -          |
| 2bb                                      | Compacted Subgrade  | 2,400.00          | SY   | \$ 1.00      | \$ 2,400.00   | 0.00                  | \$ -               | 2,400.00        | \$ 2,400.00     | 2,400.00        | \$ 2,400.00  | \$ -          |
| 2cc                                      | 8" Crushed Concrete on Geo Grid   | 2,290.00          | SY   | \$ 14.40     | \$ 32,976.00  | 0.00                  | \$ -               | 2,290.00        | \$ 32,976.00    | 2,290.00        | \$ 32,976.00 | \$ -          |
| 2dd                                      | 8' Cedar Fence and Gates  | 294.00            | LF   | \$ 37.50     | \$ 11,025.00  | 0.00                  | \$ -               | 294.00          | \$ 11,025.00    | 294.00          | \$ 11,025.00 | \$ -          |
| 2ee                                      | Test / Start-up   | 1.00              | LS   | \$ 1,500.00  | \$ 1,500.00   | 1.00                  | \$ 1,500.00        | 0.00            | \$ -            | 1.00            | \$ 1,500.00  | \$ -          |
| 2ff                                      | O&M Manuals   | 1.00              | LS   | \$ 1,300.00  | \$ 1,300.00   | 1.00                  | \$ 1,300.00        | 0.00            | \$ -            | 1.00            | \$ 1,300.00  | \$ -          |
| 3.                                       | Allowance for Electrical Provider   | 1.00              | LS   | \$ 10,000.00 | \$ 10,000.00  | 0.00                  | \$ -               | 0.76            | \$ 7,570.00     | 0.76            | \$ 7,570.00  | \$ (2,430.00) |
| 4.                                       | Trench Safety System, Complete In Place   | 1.00              | LS   | \$ 750.00    | \$ 750.00     | 1.00                  | \$ 750.00          | 0.00            | \$ -            | 1.00            | \$ 750.00    | \$ -          |
| <b>Unit A: Base Bid Items - Subtotal</b> |   |                   |      |              | \$ 552,450.00 | \$ 3,550.00           | \$ 544,001.85      | \$ 547,551.85   |                 |                 |              |               |
| <b>UNIT B: SUPPLEMENTAL ITEMS</b>        |   |                   |      |              |               |                       |                    |                 |                 |                 |              |               |
| 1.                                       | "Extra" as directed, Excavation and Backfill for Structures, Complete In Place (\$5.00 per CY minimum)            | 50.00             | CY   | \$ 5.00      | \$ 250.00     | 0.00                  | \$ -               | 50.00           | \$ 250.00       | 50.00           | \$ 250.00    | \$ -          |
| 2.                                       | "Extra" as directed, Excavation, Trenching, and Backfill for Utilities, Complete In Place (\$5.00 per CY minimum) | 50.00             | CY   | \$ 5.00      | \$ 250.00     | 0.00                  | \$ -               | 36.00           | \$ 180.00       | 36.00           | \$ 180.00    | \$ (70.00)    |

Reddico Construction Co., Inc.

4/17/2019

Harris County WCID No. 96  
 Fall Creek Lift Station No. 6 and Force Main  
 BGE Job No. 1992-01  
 Pay Estimate No. 7

| Item   | Description  | Contract Quantity | Unit | Unit Price  | Amount        | Completed This Period | Amount This Period | Previous Period | Previous Amount | Total Completed | Total       | Adjustments   |
|--|--|-------------------|------|-------------|---------------|-----------------------|--------------------|-----------------|-----------------|-----------------|-------------|---------------|
| 3.   | "Extra" as directed, Reinforcing Steel, Complete In Place (\$1,000 per TON minimum)                    | 1.00              | TON  | \$ 1,000.00 | \$ 1,000.00   | 0.00                  | \$ -               | 0.00            | \$ -            | 0.00            | \$ -        | \$ (1,000.00) |
| 4.   | "Extra" as directed, Cast In Place Concrete, Complete In Place (\$200 per CY minimum)                  | 10.00             | CY   | \$ 200.00   | \$ 2,000.00   | 0.00                  | \$ -               | 10.00           | \$ 2,000.00     | 10.00           | \$ 2,000.00 | \$ -          |
| 5.   | "Extra" as directed, Cement Stabilized Sand, Complete In Place (\$18.00 per CY minimum)                | 50.00             | CY   | \$ 18.00    | \$ 900.00     | 0.00                  | \$ -               | 0.00            | \$ -            | 0.00            | \$ -        | \$ (900.00)   |
| 6.   | "Extra" as directed, Ductile Iron Fittings, Complete In Place (\$1,500 per TON minimum)                | 2.00              | TON  | \$ 1,500.00 | \$ 3,000.00   | 0.00                  | \$ -               | 0.00            | \$ -            | 0.00            | \$ -        | \$ (3,000.00) |
| 7.   | "Extra" as directed, 4-Inch Ductile Iron Pipe (all depths), Complete In Place (\$70.00 per LF minimum) | 50.00             | LF   | \$ 70.00    | \$ 3,500.00   | 0.00                  | \$ -               | 0.00            | \$ -            | 0.00            | \$ -        | \$ (3,500.00) |
| <b>Unit B: Supplemental Items - Subtotal</b> |  |                   |      |             | \$ 10,900.00  |                       | \$ -               |                 | \$ 2,430.00     |                 | \$ 2,430.00 |               |
| Total Contract Amount:                       |  |                   |      |             | \$ 563,350.00 |                       |                    |                 |                 |                 |             |               |
| Change Order No. 1                           |  |                   |      |             |               |                       |                    |                 |                 |                 |             |               |
| ADD:   |  |                   |      |             |               |                       |                    |                 |                 |                 |             |               |
| <b>UNIT A: BASE BID ITEMS</b>                |  |                   |      |             |               |                       |                    |                 |                 |                 |             |               |
| 2r   | 12" Steel Casing in Bore   | 10.00             | LF   | \$ 105.00   | \$ 1,050.00   | 0.00                  | \$ -               | 10.00           | \$ 1,050.00     | 10.00           | \$ 1,050.00 | \$ -          |
| 2gg  | Dewatering for Bore  | 1.00              | LS   | \$ 7,500.00 | \$ 7,500.00   | 0.00                  | \$ -               | 1.00            | \$ 7,500.00     | 1.00            | \$ 7,500.00 | \$ -          |

Reddico Construction Co., Inc.

4/17/2019

Harris County WCID No. 96  
 Fall Creek Lift Station No. 6 and Force Main  
 BGE Job No. 1992-01  
 Pay Estimate No. 7

| Item                          | Description                                    | Contract<br>Quantity | Unit | Unit Price   | Amount        | Completed<br>This Period | Amount<br>This Period | Previous<br>Period | Previous<br>Amount | Total<br>Completed | Total         | Adjustments   |
|-------------------------------|--|----------------------|------|--------------|---------------|--------------------------|-----------------------|--------------------|--------------------|--------------------|---------------|---------------|
| DEDUCT:                       |  |                      |      |              |               |                          |                       |                    |                    |                    |               |               |
| <u>UNIT A: BASE BID ITEMS</u> |  |                      |      |              |               |                          |                       |                    |                    |                    |               |               |
| 2s                            | Replace Existing Manhole w/ Force Main Manhole | (0.5446)             | LS   | \$ 10,500.00 | \$ (5,718.15) | 0.00                     | \$ -                  | 0.00               | \$ -               | 0.00               | \$ -          | \$ 5,718.15   |
| Change Order No. 1 - Subtotal |  |                      |      |              | \$ 2,831.85   |                          | \$ -                  |                    | \$ 8,550.00        |                    | \$ 8,550.00   |               |
| Change Order No. 2            |  |                      |      |              | \$ -          |                          | \$ -                  |                    | \$ -               |                    | \$ -          |               |
| Totals:                       |  |                      |      |              | \$ 566,181.85 |                          | \$ 3,550.00           |                    | \$ 554,981.85      |                    | \$ 558,531.85 | \$ (7,850.00) |

TEXAS COMMISSION ON ENVIRONMENTAL QUALITY  
ENGINEER'S CERTIFICATE OF COMPLETION FOR WATER DISTRICT PROJECT

Name of District: Harris County Water Control & Improvement District No. 96

Amount of Bond Issue: N/A

Address of District: C/o Sanford Kuhl Hagan Kugle Parker Kahn, LLP  
1980 Post Oak Blvd, Ste 1380  
Houston, Texas 77056

Attention: Ms. Julianne Kugle

Owner of Facilities if Other than District: N/A

Contract Identification, Kind of Facilities: Fall Creek Lift Station No. 6 and Force Main

Name and Address of Contractor: Reddico Construction Co., Inc.; 10083 Airport Road; Conroe, Texas  
77303

Name and Address of Consulting Engineer: BGE, Inc.; 10777 Westheimer, Suite 400; Houston, Texas  
77042

---

I certify this Project was completed on or about April 11, 2019; that the Project was under periodic observation; that all observation of the work was under the supervision of Mr. Gary L. Goessler, Licensed Professional Engineer; that to the best of my knowledge, the project was in accordance with and includes all items in plans and specifications approved by all authorities having jurisdiction; and "record drawings" will be furnished to the District.



4/15/19

Gary L. Goessler, PE


BGE, Inc.  
TBPE Registration No. F-1046



CERTIFICATION OF COMPLETION  
(By CONTRACTOR)

We hereby certify that the Work on the Project "**Construction of Fall Creek Lift Station No. 6 and Force Main for Harris County Water Control & Improvement District No. 96, Harris County, Texas,**" has been completed in substantial compliance with the PLANS and TECHNICAL SPECIFICATIONS.

REDDICO CONSTRUCTION CO., INC.

By:   
Title: President  
Date: 4/18/2019



CONTRACTOR AFFIDAVIT FOR FINAL PAYMENT AND BILLS PAID

STATE OF TEXAS §

COUNTY OF HARRIS §

BEFORE ME, the undersigned authority, on this day personally appeared \_\_\_\_\_  
Ryan Redd the \_\_\_\_\_ President  
of **Reddico Construction Co., Inc.** ("CONTRACTOR"), party to that certain Contract entered into  
on the 18 day of April, 2019, between Harris County Water Control &  
Improvement District No. 96 and CONTRACTOR for the erection, construction, and completion  
of certain improvements and/or additions upon the following described premises, to wit:

**"Construction of Fall Creek Lift Station No. 6 and Force Main for Harris County Water  
Control & Improvement District No. 96, Harris County, Texas."**

Said party being by me duly sworn states upon oath that the said improvements (and the  
labor and materials supplied in connection therewith) have been erected and completed in a good  
and workmanlike manner and in full compliance with the above referred to Contract and the  
agreed plans and specifications therefore.

CONTRACTOR further states that he has paid in full all bills and claims for materials  
furnished and labor performed on said Contract and that there are no outstanding unpaid bills or  
claims for labor performed or materials furnished upon said job.


CONTRACTOR represents that the person executing this affidavit on behalf of  
CONTRACTOR is duly authorized to sign this affidavit and to legally bind CONTRACTOR hereto.  
All of the provisions of this affidavit shall bind CONTRACTOR, its heirs, representatives,  
successors and assigns and shall inure to the benefit of OWNER, and its legal representatives,  
successors, assigns.

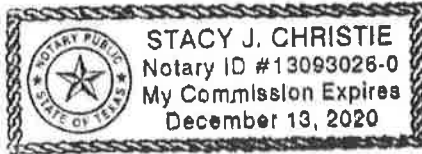
THIS AFFIDAVIT IS BEING MADE BY THE UNDERSIGNED REALIZING THAT IT IS IN RELIANCE UPON THE TRUTHFULNESS OF THE STATEMENTS CONTAINED HEREIN THAT FINAL AND FULL SETTLEMENT OF THE BALANCE DUE ON SAID CONTRACT IS BEING MADE, AND IN CONSIDERATION OF THE DISBURSEMENT OF FUNDS BY OWNER, DEPONENT EXPRESSLY WAIVES AND RELEASES LIENS, CLAIMS, AND RIGHTS TO ASSERT A LIEN ON SAID PREMISES AND AGREES TO DEFEND, PROTECT, INDEMNIFY AND HOLD OWNER SAFE AND HARMLESS FROM AND AGAINST ALL LOSSES, DAMAGES, COSTS, AND EXPENSES OF ANY CHARACTER WHATSOEVER SPECIFICALLY INCLUDING COURT COSTS, BONDING FEES, AND ATTORNEY FEES, ARISING OUT OF OR IN ANY WAY RELATING TO CLAIMS FOR UNPAID LABOR OR MATERIAL USED OR ASSOCIATED WITH CONSTRUCTION OF IMPROVEMENTS ON THE ABOVE-DESCRIBED PREMISES.

REDDICO CONSTRUCTION CO., INC.

  
By: Ryan Redd

Subscribed and sworn to before me, the undersigned authority, on this the 18 day of April, 2019.

  
Notary Public in and for Montgomery County, Texas



WAIVER AND LIEN RELEASE

STATE OF TEXAS  
COUNTY OF MONTGOMERY

The undersigned has contracted with Harris County WCID No. 96 to furnish labor and/or materials in connection with certain improvements to the real property known as Fall Creek Lift Station No. 6 and Force Main.

Contractor: REDDICO CONSTRUCTION CO., INC.

This Payment of: \$59,048.19  
Total Paid Including This Payment: \$ 558,531.85

For Work Performed Through: April 15, 2019  
Payment No: 7


Upon receipt of this payment and other good and valuable consideration, the receipt and sufficiency of which are hereby acknowledged, the undersigned does hereby waive and release any mechanic's lien or material man's lien or claims of lien, including any constitutional lien or claim thereto, that the undersigned has or hereafter has on the above mentioned real property and/or improvements thereon on account of any work furnished or to be furnished by the undersigned whether pursuant to the above mentioned contract or otherwise.

The undersigned further certifies and warrants that there are no known mechanic's or material man's liens outstanding as of the date hereof, that all bills incurred by it with respect to the work will be paid within 10 days of the receipt of the above amount or sooner, and that there is no know basis for filing any mechanic's or material man's lien on the property and/or improvements above described by any person or entity performing work on behalf of the undersigned, and to the extent permitted by applicable law, the undersigned does hereby waive and release any mechanic's or material man's lien or claim of lien of any other such person or entity, and further agrees to indemnify and hold the owner harmless form any said lien or claim including the payment of related costs, expenses, reasonable attorney's fees.

REDDICO CONSTRUCTION CO., INC

  
\_\_\_\_\_  
Ryan Redd Project Manager

Subscribed and sworn to before me, the undersigned authority on this the 16th day of April, 2019.

  
\_\_\_\_\_  
Notary Public for the State of Texas



CONTRACTOR'S AFFIDAVIT

OWNER: HARRIS COUNTY WCID NO. 96

PROJECT: FALL CREEK LIFT STATION NO. 6 & FORCE MAIN

CONTRACTOR: REDDICO CONSTRUCTION CO., INC.

I certify that all just and lawful bills against the above named Contractor, for labor, material, and expendable equipment employed in the performance of said Project will be paid in full upon receipt of this partial payment of the Owner to comply with Contract requirements. This is to certify that I am relieving Harris County WCID No. 96 of liability and claims occurring in connection with this project through April 15th, 2019.

REDDICO CONSTRUCTION CO., INC

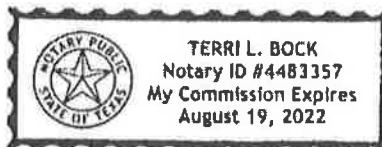


Ryan Redd Project Manager

Subscribed and sworn to before me, the undersigned authority on this the 16th day of April, 2019.



Notary Public for the State of Texas





**The Guarantee Company of North America USA**

One Towne Square, Suite 1470  
Southfield, Michigan 48076  
Phone: 248-281-0281 Fax: 248-750-0431  
[www.gcna.com](http://www.gcna.com)

Bond Number 70145918

**CONSENT OF SURETY COMPANY  
TO FINAL PAYMENT**

- OWNER
- ARCHITECT
- CONTRACTOR
- SURETY
- OTHER

PROJECT: Fall Creek Lift Station No. 6 and Force Main

(name, address)  
Harris County, Texas

TO (Owner)  
Harris County Water Control & Improvement District #96  
c/o BGE  
10777 Westheimer, #400, Houston, TX 77042

ARCHITECT'S PROJECT NO. 1992-00  
CONTRACT FOR: \$563,350.00 (Original CP)  
\$558,531.85 (Final CP)  
CONTRACT DATE: \_\_\_\_\_

CONTRACTOR: Reddico Construction Co., Inc.

In accordance with the provisions of the Contract between the Owner and the Contractor as indicated above, the (here insert name and address of Surety as it appears in the bond).

The Guarantee Company of North America USA One Towne Square #1470 Southfield, MI 48076, SURETY COMPANY, on bond of (here insert name and address of Contractor)

Reddico Construction Co., Inc. 10083 Airport Road, Conroe, Texas 77303, CONTRACTOR, Hereby approves of the final payment to the Contractor, and agrees that final payment to the Contractor shall not relieve the Surety Company of any of its obligations to (here insert name and address of Owner)

Harris County Water Control & Improvement District No. 96, OWNERS, As set forth in the said Surety Company's bond.

IN WITNESS WHEREOF, the Surety has hereunto set its hand this 11th day of April, 2019

The Guarantee Company of North America USA  
Surety Company

Signature of Authorized Representative

Steven W Berry, Attorney-In-Fact  
Title

ATTEST: Nancy T. Berry  
(Seal): Nancy T. Berry, Surety Secretary



The Guarantee Company of North America USA  
Southfield, Michigan

POWER OF ATTORNEY

NOW ALL BY THESE PRESENTS: That THE GUARANTEE COMPANY OF NORTH AMERICA USA, a corporation organized and existing under the laws of the State of Michigan, having its principal office in Southfield, Michigan, does hereby constitute and appoint

Richard D. Bright, Nancy T. Berry, Steven W Berry, Kimberly J. Smith, Marla Gentry  
INSURICA TX Insurance Services, Inc.

its true and lawful attorney(s)-in-fact to execute, seal and deliver for and on its behalf as surety, any and all bonds and undertakings, contracts of indemnity and other writings obligatory in the nature thereof, which are or may be allowed, required or permitted by law, statute, rule, regulation, contract or otherwise.

The execution of such instrument(s) in pursuance of these presents, shall be as binding upon THE GUARANTEE COMPANY OF NORTH AMERICA USA as fully and amply, to all intents and purposes, as if the same had been duly executed and acknowledged by its regularly elected officers at the principal office.

The Power of Attorney is executed and may be certified so, and may be revoked, pursuant to and by authority of Article IX, Section 9.03 of the By-Laws adopted by the Board of Directors of THE GUARANTEE COMPANY OF NORTH AMERICA USA at a meeting held on the 31st day of December, 2003. The President, or any Vice President, acting with any Secretary or Assistant Secretary, shall have power and authority:

- 1. To appoint Attorney(s)-in-fact, and to authorize them to execute on behalf of the Company, and attach the Seal of the Company thereto, bonds and undertakings, contracts of indemnity and other writings obligatory in the nature thereof; and
2. To revoke, at any time, any such Attorney-in-fact and revoke the authority given, except as provided below
3. In connection with obligations in favor of the Florida Department of Transportation only, it is agreed that the power and authority hereby given to the Attorney-in-Fact includes any and all consents for the release of retained percentages and/or final estimates on engineering and construction contracts required by the State of Florida Department of Transportation. It is fully understood that consenting to the State of Florida Department of Transportation making payment of the final estimate to the Contractor and/or its assignee, shall not relieve this surety company of any of its obligations under its bond.
4. In connection with obligations in favor of the Kentucky Department of Highways only, it is agreed that the power and authority hereby given to the Attorney-in-Fact cannot be modified or revoked unless prior written personal notice of such intent has been given to the Commissioner - Department of Highways of the Commonwealth of Kentucky at least thirty (30) days prior to the modification or revocation.

Further, this Power of Attorney is signed and sealed by facsimile pursuant to resolution of the Board of Directors of the Company adopted at a meeting duly called and held on the 8th day of December 2011, of which the following is a true excerpt:

RESOLVED that the signature of any authorized officer and the seal of the Company may be affixed by facsimile to any Power of Attorney or certification thereof authorizing the execution and delivery of any bond, undertaking, contracts of indemnity and other writings obligatory in the nature thereof, and such signature and seal when so used shall have the same force and effect as though manually affixed.

IN WITNESS WHEREOF, THE GUARANTEE COMPANY OF NORTH AMERICA USA has caused this instrument to be signed and its corporate seal to be affixed by its authorized officer, this 2nd day of October, 2015.



THE GUARANTEE COMPANY OF NORTH AMERICA USA

[Signature of Stephen C. Ruschak]

[Signature of Randall Musselman]

STATE OF MICHIGAN  
County of Oakland

Stephen C. Ruschak, President & Chief Operating Officer

Randall Musselman, Secretary

On this 2nd day of October, 2015 before me came the individuals who executed the preceding instrument, to me personally known, and being by me duly sworn, said that each is the herein described and authorized officer of The Guarantee Company of North America USA; that the seal affixed to said instrument is the Corporate Seal of said Company; that the Corporate Seal and each signature were duly affixed by order of the Board of Directors of said Company.



Cynthia A. Takai  
Notary Public, State of Michigan  
County of Oakland  
My Commission Expires February 27, 2024  
Acting in Oakland County

IN WITNESS WHEREOF, I have hereunto set my hand at The Guarantee Company of North America USA offices the day and year above written.

[Signature of Cynthia A. Takai]

I, Randall Musselman, Secretary of THE GUARANTEE COMPANY OF NORTH AMERICA USA, do hereby certify that the above and foregoing is a true and correct copy of a Power of Attorney executed by THE GUARANTEE COMPANY OF NORTH AMERICA USA, which is still in full force and effect.



IN WITNESS WHEREOF, I have thereunto set my hand and attached the seal of said Company this 11th day of April, 2019.

[Signature of Randall Musselman]

Randall Musselman, Secretary

Bond No. 70145918

**MAINTENANCE BOND**

STATE OF TEXAS           §  
  §  
COUNTY OF HARRIS       §

KNOW ALL MEN BY THESE PRESENTS:

THAT **Reddico Construction Co., Inc.** (Contractor) of the City of Conroe, County of Montgomery, and State of Texas, as Principal, and The Guarantee Company \* authorized under the Laws of the State of Texas to act as surety on bonds for principals, as Surety, are held and firmly bound unto **Harris County Water Control & Improvement District No. 96 (Owner)**, in the amount equal to 100% of the total contract price, in the penal sum of Five Hundred Sixty-Three Thousand Three Hundred Fifty Dollars and no cents (\$563,350.00) for the payment whereof, the said Principal and Surety bind themselves, and their officers, directors, shareholders, partners, successors and assigns, jointly and severally, pursuant to the following:  
\*of North America USA

WHEREAS, the Principal has entered into a certain written contract with the Owner, dated the 26 day of June, 2018, for construction of:

**Fall Creek Lift Station No. 6 and Force Main  
Harris County, Texas**

which contract is hereby referred to and made a part hereof as fully and to the same extent as if copied at length herein.

NOW, THEREFORE, THE CONDITIONS OF THIS OBLIGATION IS SUCH, that if the said Principal shall repair any and all defects in said work occasioned by or resulting from defects in materials furnished by, or workmanship of, the Principal in performing the work covered by the Contract, occurring within a period of **one year** beginning on the date of termination of the Performance Bond as required under this Contract, in accordance with the provisions of the Contract, then, this obligation shall be void; otherwise to remain in full force and effect;

PROVIDED, HOWEVER, That this bond is executed pursuant to the provisions of Chapter 2253 of the Texas Government Code as amended and all liabilities on this bond shall be determined in accordance with the provisions of said statute to the same extent as if it were copied at length herein.

Surety, for value received, stipulates and agrees that no change, extension of time, alteration or addition to the terms of the contract, or to work performed thereunder, or the plans, specifications, or drawings, accompanying the same, shall in anyway affect its obligation on this bond, and it does hereby waive notice of any such change, extension of time, alteration or addition to the terms of the contract, or the work to be performed thereunder, or the plans, specifications or drawings accompanying same.

IN WITNESS WHEREOF, the above-bounden parties have executed this instrument under their several seals on this date, the name and corporate seal of each corporate party being hereto affixed and these presents duly signed by its undersigned representative, pursuant to authority of its governing body.

(seal)

REDDICO CONSTRUCTION CO., INC.

WITNESS: *Terri Bock*  
Terri Bock, Secretary

BY: *Michael A. Gruy*  
Michael A. Gruy, President

The Guarantee Company of North America USA  
(SURETY)

WITNESS: *Nancy T. Berry*  
Nancy T. Berry, Surety Secretary

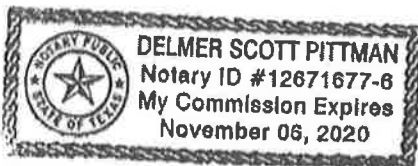
BY: *Steven W Berry*  
Steven W Berry, Attorney-In-Fact

CERTIFICATE AS TO CORPORATE PRINCIPAL

I, Terri Bock, certify that I am the Secretary of the Corporation named as Principal in the within bond; that Michael A. Gruy, who signed the said bond on behalf of the Principal, was then President of said corporation, that I know his signature and his signature thereto is genuine and that said bond was duly designed, and attested for in behalf of said corporation by authority of its governing body.

(Corporate Seal)

Subscribed and sworn to before me, the undersigned authority, on this \_\_\_\_\_ day of \_\_\_\_\_, 2018.



*Delmer Scott Pittman*  
Notary Public in and for Montgomery County





The Guarantee Company of North America USA  
Southfield, Michigan

POWER OF ATTORNEY

KNOW ALL BY THESE PRESENTS: That THE GUARANTEE COMPANY OF NORTH AMERICA USA, a corporation organized and existing under the laws of the State of Michigan, having its principal office in Southfield, Michigan, does hereby constitute and appoint

Richard D. Bright, Nancy T. Berry, Steven W Berry, Kimberly J. Smith, Marla Gentry  
INSURICA TX Insurance Services, Inc.

its true and lawful attorney(s)-in-fact to execute, seal and deliver for and on its behalf as surety, any and all bonds and undertakings, contracts of indemnity and other writings obligatory in the nature thereof, which are or may be allowed, required or permitted by law, statute, rule, regulation, contract or otherwise.

The execution of such instrument(s) in pursuance of these presents, shall be as binding upon THE GUARANTEE COMPANY OF NORTH AMERICA USA as fully and amply, to all intents and purposes, as if the same had been duly executed and acknowledged by its regularly elected officers at the principal office.

The Power of Attorney is executed and may be certified so, and may be revoked, pursuant to and by authority of Article IX, Section 9.03 of the By-Laws adopted by the Board of Directors of THE GUARANTEE COMPANY OF NORTH AMERICA USA at a meeting held on the 31<sup>st</sup> day of December, 2003. The President, or any Vice President, acting with any Secretary or Assistant Secretary, shall have power and authority:

1. To appoint Attorney(s)-in-fact, and to authorize them to execute on behalf of the Company, and attach the Seal of the Company thereto, bonds and undertakings, contracts of indemnity and other writings obligatory in the nature thereof; and
2. To revoke, at any time, any such Attorney-in-fact and revoke the authority given, except as provided below
3. In connection with obligations in favor of the Florida Department of Transportation only, it is agreed that the power and authority hereby given to the Attorney-in-Fact includes any and all consents for the release of retained percentages and/or final estimates on engineering and construction contracts required by the State of Florida Department of Transportation. It is fully understood that consenting to the State of Florida Department of Transportation making payment of the final estimate to the Contractor and/or its assignee, shall not relieve this surety company of any of its obligations under its bond.
4. In connection with obligations in favor of the Kentucky Department of Highways only, it is agreed that the power and authority hereby given to the Attorney-in-Fact cannot be modified or revoked unless prior written personal notice of such intent has been given to the Commissioner – Department of Highways of the Commonwealth of Kentucky at least thirty (30) days prior to the modification or revocation.

Further, this Power of Attorney is signed and sealed by facsimile pursuant to resolution of the Board of Directors of the Company adopted at a meeting duly called and held on the 6th day of December 2011, of which the following is a true excerpt:

RESOLVED that the signature of any authorized officer and the seal of the Company may be affixed by facsimile to any Power of Attorney or certification thereof authorizing the execution and delivery of any bond, undertaking, contracts of indemnity and other writings obligatory in the nature thereof, and such signature and seal when so used shall have the same force and effect as though manually affixed.



IN WITNESS WHEREOF, THE GUARANTEE COMPANY OF NORTH AMERICA USA has caused this instrument to be signed and its corporate seal to be affixed by its authorized officer, this 2<sup>nd</sup> day of October, 2015.

THE GUARANTEE COMPANY OF NORTH AMERICA USA

STATE OF MICHIGAN  
County of Oakland

Stephen C. Ruschak, President & Chief Operating Officer

Randall Musselman, Secretary

On this 2nd day of October, 2015 before me came the individuals who executed the preceding instrument, to me personally known, and being by me duly sworn, said that each is the herein described and authorized officer of The Guarantee Company of North America USA; that the seal affixed to said instrument is the Corporate Seal of said Company; that the Corporate Seal and each signature were duly affixed by order of the Board of Directors of said company.



Cynthia A. Takai  
Notary Public, State of Michigan  
County of Oakland  
My Commission Expires February 27, 2018  
Acting in Oakland County

IN WITNESS WHEREOF, I have hereunto set my hand at The Guarantee Company of North America USA offices the day and year above written.

I, Randall Musselman, Secretary of THE GUARANTEE COMPANY OF NORTH AMERICA USA, do hereby certify that the above and foregoing is a true and correct copy of a Power of Attorney executed by THE GUARANTEE COMPANY OF NORTH AMERICA USA, which is still in full force and effect.



IN WITNESS WHEREOF, I have thereunto set my hand and attached the seal of said Company this 26 day of June, 2018.

Randall Musselman, Secretary



THE  
GUARANTEE™

## TEXAS CONSUMER NOTICE

**1. IMPORTANT NOTICE**

To obtain information or make a complaint:

2. You may contact your **agent** at:

3. You may call The Guarantee Company of North America USA's toll-free telephone number for information or to make a complaint at: 1-866-328-0567

4. You may also write to The Guarantee Company of North America USA at:

One Towne Square, Suite 1470  
Southfield, Michigan 48076  
Web: [www.theguaranteeus.com](http://www.theguaranteeus.com)  
E-mail: [Info@theguareteeus.com](mailto:Info@theguareteeus.com)  
Fax: 248-750-0431

5. You may contact the Texas Department of Insurance to obtain information on companies, coverages, rights or complaints at: 1-800-252-3439

6. You may write the Texas Department of Insurance:  
333 Guadalupe Street  
P.O. Box 149104  
Austin, TX 78701  
Fax: (512) 490-1007  
Web: <http://www.tdi.texas.gov>  
E-mail: [ConsumerProtection@tdi.texas.gov](mailto:ConsumerProtection@tdi.texas.gov)

7. **PREMIUM OR CLAIM DISPUTES:**  
Should you have a dispute concerning your premium or about a claim you should contact the (agent) (company) (agent or the company) first. If the dispute is not resolved, you may contact the Texas Department of Insurance.

8. **ATTACH THIS NOTICE TO YOUR POLICY:**  
This notice is for information only and does not become a part or condition of the attached document.

**AVISO IMPORTANTE**

Para obtener informacion o para someter una queja:

Puede comunicarse con su **agent** al

Usted puede llamar al numero de telefono gratis de The Guarantee Company of North America USA's para informacion o para someter una queja al: 1-866-328-0567

Usted tambien puede escribir a to The Guarantee Company of North America USA;

One Towne Square, Suite 1470  
Southfield, Michigan 48076  
Web: [www.theguaranteeus.com](http://www.theguaranteeus.com)  
E-mail: [Info@theguareteeus.com](mailto:Info@theguareteeus.com)  
Fax: 248-750-0431

Puede comunicarse con el Departamento de Seguros de Texas para obtener informacion acerca de companias, coberturas, derechos o quejas al: 1-800-252-3439

Puede escribir al Departamento de Seguros de Texas:  
333 Guadalupe Street  
P.O. Box 149104  
Austin, TX 78701  
Fax: (512) 490-1007  
Web: <http://www.tdi.texas.gov>  
E-mail: [ConsumerProtection@tdi.texas.gov](mailto:ConsumerProtection@tdi.texas.gov)

**DISPUTAS SOBRE PRIMAS O RECLAMOS:**  
Si tiene una disputa concerniente a su prima o a un reclamo, debe comunicarse con el (agente) (la compania) agente o la compania) primero. Si no se resuelve la disputa, puede entonces comunicarse con el departamento (TDI).

**UNA ESTE AVISO A SU POLIZA:** Este aviso es solo para proposito de informacion y no se convierte en parte o condicion del document adj unto.

SECTION 3

HARRIS COUNTY WATER CONTROL & IMPROVEMENT DISTRICT NO. 96  
ESCROW RELEASE & SURPLUS FUNDS REQUEST 2019  
SUMMARY OF COSTS

April 23, 2019

| <u>Construction Costs</u>  | <u>District Share</u> |
|--|-----------------------|
| 1. HCWCID No. 96 Lift Station No. 6                              |                       |
| a. Construction <sup>(1)</sup>                                   | \$558,532             |
| b. Engineering <sup>(2)</sup>                                    | \$90,000              |
| c. Materials Testing   | \$6,595               |
| d. Platting <sup>(3)</sup>                                       | \$14,293              |
| e. Centerpont Energy Power Extension                             | <u>\$3,570</u>        |
| Total Funds Needed   | \$672,990             |
| <b>TOTAL ESCROWED FUNDS - Series 2016</b>                        | <b>\$500,000</b>      |
| Plus: APPROVED FUNDS (Contingencies & Engineering) - Series 2016 | <u>\$127,000</u>      |
| <b>TOTAL FUNDS ALLOCATED</b>                                     | <b>\$627,000</b>      |
| <br>   |                       |
| <b>TOTAL SURPLUS FUNDS REQUEST</b>                               | <b>\$45,990</b>       |

Notes:

- (1) Based on final contract amount.
- (2) Fees are estimated through the completion of the project. See Engineering Fee Breakdown, this section.
- (3) A recorded plat was required by the City of Houston and is included in Section 8.

Order Compliance Team  
Enforcement Division, MC 149A  
Texas Commission on Environmental Quality  
P. O. Box 13087  
Austin, TX 78711-3087

Subject: TCEQ Docket No. **2016-0421-PWS-E**  
Certification for Ordering Provisions/Technical Requirements: 2.a

To Whom It May Concern:

I certify under penalty of law that I have personally examined and am familiar with the information submitted and all attached documents, and that based on my inquiry of those individuals immediately responsible for obtaining the information, I believe that the submitted information is true, accurate, and complete. I am aware that there are significant penalties for submitting false information, including the possibility of fines and imprisonment for knowing violations.

Cindy Fields  
Signature

4-15-19  
Date

CINDY FIELDS  
Name (Printed or Typed)

## Mary Drews

---

**From:** Julianne Kugle  
**Sent:** Tuesday, April 16, 2019 9:19 AM  
**To:** Mary Drews  
**Subject:** FW: Harris County WCID 96 - violation resolved.  
**Attachments:** HCWCID 96 Agreed Order Production Cap Certification 4-15-19.pdf

For our files. Thanks.

---

**From:** Cindy Fields <CFields@bgeinc.com>  
**Sent:** Monday, April 15, 2019 3:55 PM  
**To:** Monica Larina <Monica.Larina@Tceq.Texas.Gov>  
**Cc:** Julianne Kugle <kugle@sklaw.us>  
**Subject:** RE: Harris County WCID 96 - violation resolved.

Hi Monica,  
Attached is the requested document. Please let me know if you need anything else.  
Thanks!  
cindy

---

**From:** Monica Larina <Monica.Larina@Tceq.Texas.Gov>  
**Sent:** Monday, April 15, 2019 2:01 PM  
**To:** Cindy Fields <CFields@bgeinc.com>  
**Subject:** Harris County WCID 96 - violation resolved.

Re: Harris County WCID 96\_\_Docket No. 2016-0421-PWS-E\_\_Case No. 52063\_\_PWS ID 1013175.

Hi Cindy,

I had the Investigator from Houston Regional Office review the April 4, 2019 TCEQ letter you sent me and she resolved the violation related to providing a minimum production capacity of 0.6.gpm per connection.


All that remains is to certify for complying with technical requirement 2.a (provide a minimum production capacity of 0.6.gpm per connection). I've attached the certification for your convenience; it's the same one as listed in the Agreed Order on page 3, under 2.b.

Please sign and date it and email it back to me, after which I can begin case-closing procedures.

Thank you,  
Monica Larina | Order Compliance Team | TCEQ Enforcement Division  
Ph: (512) 239-0184 | Fx: (512) 239-4562 | [Monica.Larina@tceq.texas.gov](mailto:Monica.Larina@tceq.texas.gov)

# HARRIS COUNTY W.C.I.D. 96

## OPERATIONS REPORT APRIL 2019



**SiEnviro** 

# HARRIS COUNTY W.C.I.D. 96

## CONNECTION REPORT

APRIL 2019

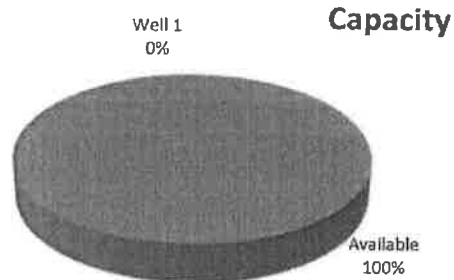
| <b>CONNECTIONS</b>       | <b><u>APR 8<br/>2019</u></b> | <b><u>MAR 8<br/>2019</u></b> | <b><u>FEB 8<br/>2019</u></b> |
|--------------------------|------------------------------|------------------------------|------------------------------|
| Occupied Single Family   | 2038                         | 2034                         | 2033                         |
| Vacant Single Family     | 6                            | 10                           | 11                           |
| Multi - Family           | 4                            | 4                            | 4                            |
| Commercial               | 31                           | 30                           | 30                           |
| Builder                  | 5                            | 5                            | 5                            |
| Irrigation               | 180                          | 179                          | 179                          |
| Rental Meters            | 1                            | 1                            | 1                            |
| District Meters          | <u>3</u>                     | <u>3</u>                     | <u>3</u>                     |
| <b>TOTAL CONNECTIONS</b> | <b>2268</b>                  | <b>2266</b>                  | <b>2266</b>                  |

**HARRIS COUNTY WCID #96  
PRODUCTION REPORT - MARCH 2019**

| PUMPAGE X 1,000 GALS |           |              |          |               |                 |               |                 |               |                 |
|----------------------|-----------|--------------|----------|---------------|-----------------|---------------|-----------------|---------------|-----------------|
| Date                 | Well 1    | Total Pumped | Capacity | COH 1-Digital | COH1-Mechanical | COH 2-Digital | COH2-Mechanical | Surface Water | Total Purchased |
| 1                    | 0         | 0            | 0.0%     | 268           | 0               | 24            | 41              | 7             | 340             |
| 2                    | 0         | 0            | 0.0%     | 166           | 0               | 189           | 32              | 46            | 433             |
| 3                    | 0         | 0            | 0.0%     | 177           | 0               | 496           | 47              | 123           | 843             |
| 4                    | 0         | 0            | 0.0%     | 140           | 0               | 291           | 30              | 79            | 540             |
| 5                    | 0         | 0            | 0.0%     | 241           | 0               | 305           | 46              | 79            | 671             |
| 6                    | 0         | 0            | 0.0%     | 182           | 0               | 125           | 34              | 29            | 370             |
| 7                    | 0         | 0            | 0.0%     | 90            | 0               | 205           | 22              | 51            | 368             |
| 8                    | 0         | 0            | 0.0%     | 50            | 0               | 420           | 27              | 103           | 600             |
| 9                    | 0         | 0            | 0.0%     | 82            | 0               | 380           | 26              | 97            | 585             |
| 10                   | 0         | 0            | 0.0%     | 86            | 0               | 526           | 34              | 133           | 779             |
| 11                   | 0         | 0            | 0.0%     | 69            | 0               | 362           | 26              | 86            | 543             |
| 12                   | 0         | 0            | 0.0%     | 90            | 0               | 567           | 36              | 135           | 828             |
| 13                   | 0         | 0            | 0.0%     | 148           | 0               | 79            | 23              | 24            | 274             |
| 14                   | 0         | 0            | 0.0%     | 85            | 0               | 324           | 26              | 75            | 510             |
| 15                   | 0         | 0            | 0.0%     | 83            | 0               | 362           | 29              | 88            | 562             |
| 16                   | 0         | 0            | 0.0%     | 89            | 0               | 463           | 31              | 115           | 698             |
| 17                   | 0         | 0            | 0.0%     | 2             | 0               | 458           | 21              | 123           | 604             |
| 18                   | 0         | 0            | 0.0%     | 13            | 0               | 789           | 38              | 217           | 1,057           |
| 19                   | 0         | 0            | 0.0%     | 36            | 0               | 94            | 26              | 145           | 301             |
| 20                   | 0         | 0            | 0.0%     | 35            | 0               | 922           | 24              | 123           | 1,104           |
| 21                   | 0         | 0            | 0.0%     | 4             | 0               | 714           | 34              | 174           | 926             |
| 22                   | 0         | 0            | 0.0%     | 0             | 0               | 805           | 37              | 205           | 1,047           |
| 23                   | 0         | 0            | 0.0%     | 0             | 0               | 547           | 25              | 213           | 785             |
| 24                   | 0         | 0            | 0.0%     | 0             | 0               | 818           | 37              | 143           | 998             |
| 25                   | 0         | 0            | 0.0%     | 6             | 0               | 604           | 28              | 174           | 812             |
| 26                   | 0         | 0            | 0.0%     | 5             | 0               | 987           | 46              | 244           | 1,282           |
| 27                   | 14        | 14           | 0.8%     | 2             | 0               | 794           | 37              | 204           | 1,037           |
| 28                   | 0         | 0            | 0.0%     | 0             | 0               | 678           | 31              | 172           | 881             |
| 29                   | 0         | 0            | 0.0%     | 98            | 0               | 848           | 45              | 209           | 1,200           |
| 30                   | 0         | 0            | 0.0%     | 2             | 0               | 932           | 48              | 230           | 1,212           |
| 31                   | 0         | 0            | 0.0%     | 37            | 0               | 872           | 45              | 199           | 1,153           |
| <b>TOTAL:</b>        | <b>14</b> | <b>14</b>    |          | <b>2,286</b>  | <b>0</b>        | <b>15,980</b> | <b>1,032</b>    | <b>4,045</b>  | <b>23,343</b>   |

| 7/1/18 - 6/30/19 | PERMIT | WELL  | CITY    | % PERMIT | % PUMPED |
|------------------|--------|-------|---------|----------|----------|
| x 1,000 gallons  | 80,000 | 2,667 | 110,156 | 3%       | 2%       |

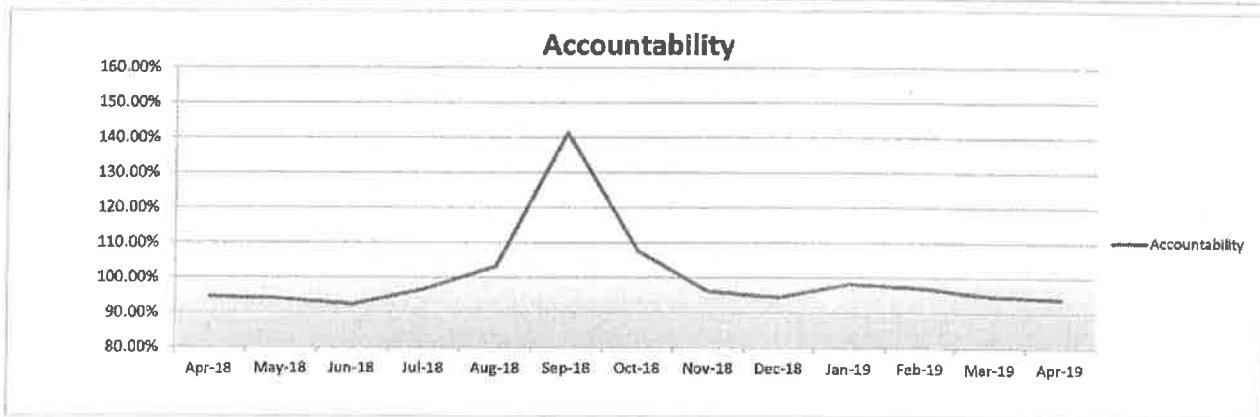
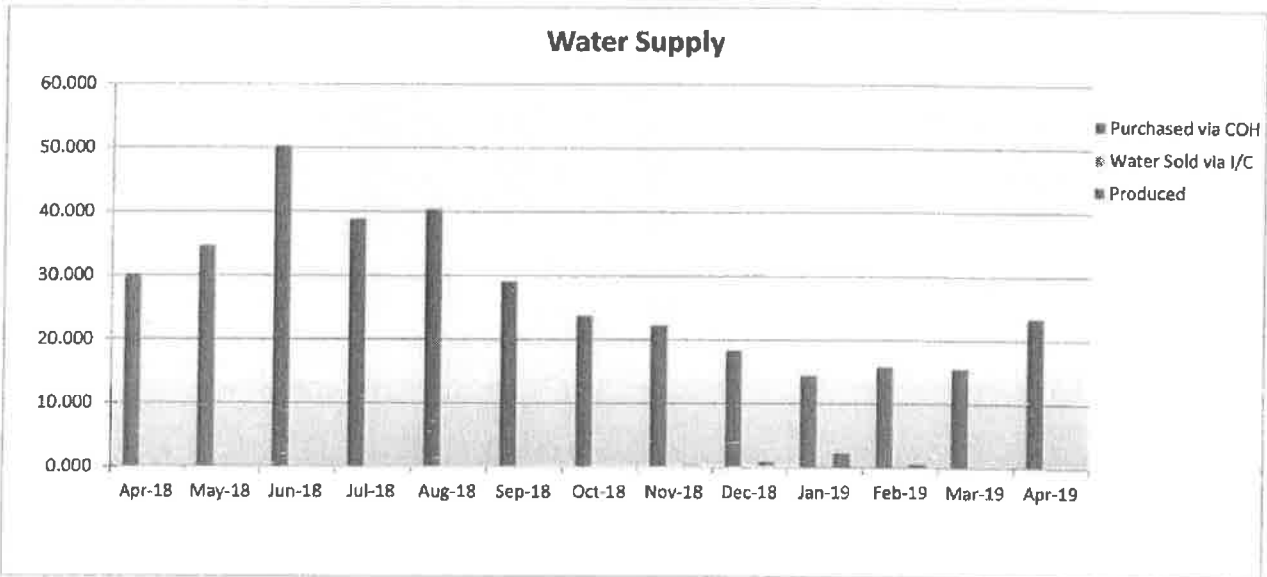
| WATER WELL # | PRODUCT TEST | DAILY CAPACITY |
|--------------|--------------|----------------|
| 1            | 10/4/18      | 1,650          |
| <b>TOTAL</b> |              | <b>1,650</b>   |





## HARRIS COUNTY W.C.I.D. 96

| Billing Period      | Produced | Purchased via COH | Total Supplied | Metered | Water Sold via I/C | Unmetered | Repairs | Accountability | Four month average |
|---------------------|----------|-------------------|----------------|---------|--------------------|-----------|---------|----------------|--------------------|
| 03/08/18 - 04/05/18 | 0.000    | 30.257            | 30.257         | 28.492  | 0.000              | 0.092     | 0.000   | 94.47%         | 95.34%             |
| 04/06/18 - 05/04/18 | 0.000    | 34.680            | 34.680         | 32.497  | 0.000              | 0.065     | 0.000   | 93.89%         | 93.26%             |
| 05/05/18 - 06/06/18 | 0.000    | 50.373            | 50.373         | 46.479  | 0.000              | 0.000     | 0.000   | 92.27%         | 93.13%             |
| 06/07/18 - 07/05/18 | 0.000    | 38.929            | 38.929         | 37.452  | 0.000              | 0.158     | 0.000   | 96.61%         | 94.31%             |
| 07/06/18 - 08/03/18 | 0.000    | 40.428            | 40.428         | 41.271  | 0.000              | 0.449     | 0.000   | 103.20%        | 96.49%             |
| 08/04/18 - 09/04/18 | 0.000    | 29.127            | 29.127         | 40.921  | 0.000              | 0.250     | 0.000   | 141.35%        | 108.36%            |
| 09/05/18 - 10/02/18 | 0.000    | 23.709            | 23.709         | 22.072  | 0.000              | 3.463     | 0.000   | 107.70%        | 112.21%            |
| 10/03/18 - 11/02/18 | 0.295    | 22.317            | 22.612         | 21.533  | 0.000              | 0.188     | 0.000   | 96.06%         | 112.08%            |
| 11/03/18 - 12/04/18 | 0.940    | 18.369            | 19.309         | 18.068  | 0.000              | 0.146     | 0.000   | 94.33%         | 109.86%            |
| 12/05/18 - 01/04/19 | 2.267    | 14.519            | 16.786         | 16.327  | 0.000              | 0.161     | 0.000   | 98.22%         | 99.08%             |
| 01/05/19 - 02/04/19 | 0.578    | 15.809            | 16.387         | 15.633  | 0.000              | 0.273     | 0.000   | 97.06%         | 96.42%             |
| 02/05/19 - 03/05/19 | 0.057    | 15.629            | 15.686         | 14.664  | 0.000              | 0.212     | 0.000   | 94.84%         | 96.11%             |
| 03/06/19 - 04/03/19 | 0.014    | 23.416            | 23.430         | 21.854  | 0.000              | 0.159     | 0.000   | 93.95%         | 96.02%             |



# HARRIS COUNTY W.C.I.D. 96

APRIL 2019

## OPERATIONS CHARGES

|                                |                    |
|--------------------------------|--------------------|
| 1. Operations Fees             | \$5,982.48         |
| 2. Builder Services            | \$14,819.12        |
| 3. Administrative Services     | \$4,727.96         |
| 4. Water Distribution          | \$16,317.93        |
| 5. Water Plant                 | \$1,671.03         |
| 6. Lift Station                | \$25,945.64        |
| 7. Sanitary Sewer Collection   | \$2,416.85         |
| 8. Storm Water Pump Station    | \$0.00             |
| 9. Storm Sewer                 | <u>\$0.00</u>      |
| <b>TOTAL OPERATION CHARGES</b> | <b>\$71,881.01</b> |

# CUSTOMER BILLING REPORT

## HARRIS COUNTY WCID #96

METER READ DATES: MARCH 6TH - APRIL 3RD, 2019

TOTAL USAGE BILLED: 21,854,400 GALLONS  
AVERAGE USAGE PER CONNECTION: 10,085 GALLONS

### TOTAL AMOUNT BILLED

|                |              |
|----------------|--------------|
| WATER:         | \$106,424.06 |
| SEWER:         | \$61,455.35  |
| FIRE:          | \$6,090.00   |
| GREASE TRAP:   | \$2,057.12   |
| DEPOSIT:       | \$2,500.00   |
| TRANSFER FEES: | \$583.00     |
| MISC.:         | \$100.00     |

---

**TOTAL CURRENT CHARGES: \$179,209.53**  
**TOTAL PENALTIES BILLED: \$1,670.50**

### AGED RECEIVABLES

|                            |             |
|----------------------------|-------------|
| 30 DAYS:                   | \$8,450.67  |
| 60 DAYS:                   | \$4,804.49  |
| 90 DAYS:                   | \$1,453.69  |
| 120 DAYS:                  | \$5,439.31  |
| LESS APPLIED OVERPAYMENTS: | -\$9,142.73 |

---

**TOTAL AGED RECEIVABLES: \$11,005.43**  
**CREDIT BALANCE FORWARD: -\$12,301.09**

---

**TOTAL AGED RECEIVABLES: -\$1,295.66**

**DEPOSIT LIABILITY: \$280,451.00**

JRWALIEL

**DELINQUENT LETTER ACCOUNTS LISTING - DUE 05/07/2019**

District: 245 HARRIS COUNTY WCID 96 Select Status... Arrears Only Date: 05/03/2019 Page: 1

| Account      | * Name                     | Service Address            | Total Balance | Letter Due | Deposit  | # Times Delq |
|--------------|----------------------------|----------------------------|---------------|------------|----------|--------------|
| 245-31157-00 | R/M BUILDERS               | 13719 W DOMINION FALLS LN  | 119.71        | 65.68      | 100.00   | 5            |
| 245-12999-04 | BALDRIDGE, JASON           | 7311 WICKORY CANYON CT     | 118.63        | 64.60      | 100.00   | 15           |
| 245-18631-02 | BOSTON, CORTEZ             | 7306 LEO CREEK LN          | 109.67        | 55.64      | 100.00   | 2            |
| 245-97144-03 | BREWER, RACHAEL/ CHAD      | 14723 JORDANBRANCH LN      | 390.56        | 137.42     | 100.00   | 1            |
| 245-17536-07 | BROKAW, RAMONA             | 14935 BARTON GROVE LN      | 123.55        | 69.52      | 200.00   | 10           |
| 245-13189-00 | CRANFORD, ALEXANDER        | 8534 WESTERBROOK LN        | 137.48        | 64.63      | 100.00   | 3            |
| 245-12156-00 | CREEKS, ANTHONY / FRANCINE | 8426 JACKSON CREEK BEND LN | 118.66        | 64.63      | 100.00   | 73           |
| 245-12700-01 | DEBNASEKHAN, ALSHWARYA     | 7207 GARRETT'S COVE CT     | 90.49         | 36.46      | 100.00   | 7            |
| 245-11261-01 | DUTCHER, GINA              | 8106 LEIGHWOOD CREEK CT    | 118.66        | 64.63      | 100.00   | 5            |
| 245-21476-00 | FALLCREEK PLAZA PHASE 1    | 9506 N SAM HOUSTON PKWY E- | 2,464.94      | 51.47      | 1,000.00 | 7            |
| 245-21479-00 | FALLCREEK PLAZA PHASE 1    | 9506 N SAM HOUSTON PKWY E  | 4,234.26      | 2,210.12   | 100.00   | 7            |
| 245-12168-02 | FEUCHT, SARA               | 8506 JACKSON CREEK BEND LN | 218.82        | 164.79     | 100.00   | 1            |
| 245-17531-00 | GUIDRY, BERNICE            | 14931 BARTON GROVE LN      | 197.50        | 143.47     | 546.00   | 61           |
| 245-74100-04 | HADZALIC, VEDAD            | 7410 BEARDEN FALLS LN      | 119.71        | 65.68      | 200.00   | 3            |
| 245-96238-00 | HILL, ELIZABETH            | 9223 MYSTIC FALLS LN       | 117.25        | 63.22      | 200.00   | 63           |
| 245-21026-00 | HUMBLE I. S. D.            | 14435 MESA DR              | 610.41        | 36.00      | 1,000.00 | 8            |
| 245-11790-01 | JACKSON, LAURA             | 14514 LOGAN FALLS LN       | 121.48        | 67.45      | 100.00   | 8            |
| 245-10086-00 | JENKINS, ROSELL AND KYLE   | 14718 BANNER RIDGE LN      | 118.66        | 64.63      | 100.00   | 46           |
| 245-16965-01 | KANG, YOUNG SCO            | 14615 WOODSIDE CROSSING LN | 119.71        | 65.68      | 100.00   | 2            |
| 245-17890-01 | KEGANS, BRENT              | 7611 STONEBRIDGE CREEK LN  | 123.82        | 65.68      | 100.00   | 2            |
| 245-18649-01 | KENNEL, AMANDA             | 14423 LANTANA BRANCH LN    | 66.45         | 11.65      | 100.00   | 3            |
| 245-82230-01 | KOCUREK, GLENN             | 8223 CAROLINE RIDGE DR     | 125.99        | 65.68      | 100.00   | 1            |
| 245-19005-00 | KRYSTAL, SINGH             | 14105 COMMONS COVE CT      | 119.71        | 65.68      | 100.00   | 4            |
| 245-15382-01 | KWY LLC                    | 7315 STONEBRIDGE CREEK LN  | 109.82        | 55.79      | 100.00   | 1            |
| 245-14358-07 | LAMLER, OLANGE             | 14706 MINERAL SPRINGS CIR  | 116.26        | 62.23      | 100.00   | 5            |
| 245-20406-01 | LETSOS, LAUREN             | 14406 BRUSHY ARBOR LN      | 119.71        | 65.68      | 100.00   | 2            |
| 245-16180-01 | LEWIS, NICOLE              | 14734 BARTON GROVE LN      | 114.06        | 60.03      | 100.00   | 17           |
| 245-19919-02 | LEWIS, SHYSHA              | 13919 COLE POINT DR        | 119.71        | 65.68      | 100.00   | 9            |
| 245-16874-01 | MARABLE, JASMINE           | 14406 LANTANA BRANCH LN    | 119.71        | 65.68      | 100.00   | 13           |
| 245-16142-03 | MARTINEZ, JOHANNA          | 9531 BEARDEN CREEK LN      | 119.71        | 65.68      | 100.00   | 1            |
| 245-24355-02 | MARTINEZ-FERREIRA, MURIEL  | 14355 FOSTERS RUN LN       | 116.26        | 62.23      | 100.00   | 3            |
| 245-97384-00 | MAYFIELD, LILLIE           | 14010 HAILEY SPRINGS LN    | 231.68        | 116.69     | 100.00   | 12           |
| 245-24315-01 | POWELL, MAURITTA           | 14315 FOSTERS RUN LN       | 117.28        | 63.25      | 200.00   | 55           |
| 245-15375-02 | RAMIREZ, SARAH             | 7327 STONEBRIDGE CREEK LN  | 119.71        | 65.68      | 100.00   | 12           |
| 245-58605-00 | REDSTONE GOLF CLUB, LP     | 5860 WILSON RD-SPP         | 434.67        | 74.50      | 300.00   | 33           |
| 245-14339-01 | RINCON, JUDY               | 14727 BIRCH ARBOR CT       | 129.79        | 65.68      | 100.00   | 4            |
| 245-14374-00 | RIVERA, MICHELLE           | 14810 ASPEN CHASE LN       | 115.05        | 61.25      | 100.00   | 13           |

# DELINQUENT LETTER ACCOUNTS LISTING - DUE 05/07/2019

District: 245 HARRIS COUNTY WCID 96

Select Status... Arrears Only

Date: 05/03/2019

Page: 2

| Account      | * Name                     | Service Address           | Total Balance | Letter Due | Deposit | # Times Delq |
|--------------|----------------------------|---------------------------|---------------|------------|---------|--------------|
| 245-13135-00 | ROBINSON, THURMAN          | 7418 HICKORY CANYON CT    | 118.66        | 64.63      | 300.00  | 56           |
| 245-11054-01 | ROEHL, MELISSA             | 14511 GOLDEN BOUGH LN     | 119.71        | 65.68      | 100.00  | 10           |
| 245-15792-00 | RUFFINS, DONOVAN           | 9430 GARNET FALLS LN      | 123.57        | 65.68      | 100.00  | 4            |
| 245-78150-03 | SAROLIYA, BHARRESH         | 7815 TRINITY HILLS LN     | 564.24        | 492.53     | 200.00  | 2            |
| 245-19497-03 | SHEIDEN, PHYLLIS           | 7911 PINE HEATH CT        | 119.71        | 65.68      | 200.00  | 4            |
| 245-10477-00 | SIKORA, TOM / STEPHANIE    | 8007 CLEARWATER CROSSING  | 117.89        | 66.86      | 100.00  | 3            |
| 245-11722-00 | SLATER, WILLIE / MARY      | 14523 LAURENWOOD CT       | 101.01        | 46.98      | 100.00  | 10           |
| 245-09628-00 | SMITH, SCOTT / JAMIE       | 14730 RAVEN HOLLOW LN     | 128.85        | 69.68      | 100.00  | 17           |
| 245-17133-00 | STANDLEY, KEITH / PATRICIA | 7222 STONEBRIDGE CREEK LN | 132.20        | 68.47      | 100.00  | 17           |
| 245-83220-01 | STEWART, TITUS             | 8322 CAROLINE RIDGE DR    | 119.71        | 65.68      | 100.00  | 21           |
| 245-14015-01 | TRAYER, JEFFREY            | 14015 ROBBIE CREEK LN     | 123.71        | 69.68      | 100.00  | 3            |
| 245-15122-00 | TRAN, RON                  | 14826 ASHFORD SPRINGS LN  | 129.17        | 68.48      | 200.00  | 59           |
| 245-13982-00 | VALDEZ, FLOR / JESSE       | 8610 MINERAL SPRINGS LN   | 155.82        | 65.68      | 100.00  | 15           |
| 245-72150-01 | WAGGONER, TRACIE           | 7215 COMMONS WALK LN      | 137.93        | 83.90      | 100.00  | 26           |
| 245-18640-03 | WALTON, ANTONIO            | 14307 ANDREWS RIDGE LN    | 118.66        | 64.63      | 100.00  | 20           |
| 245-14305-01 | WASEM, EMMANUEL            | 14702 BIRCH ARBOR CT      | 133.17        | 63.24      | 100.00  | 8            |
| 245-20419-00 | WASHINGTON, MICHAEL        | 14415 BRUSHY ARBOR LN     | 119.71        | 65.68      | 100.00  | 20           |
| 245-18821-05 | WHITE, SHURON & BYRON      | 14315 LANTANA BRANCH LN   | 119.71        | 65.68      | 200.00  | 6            |
| 245-20487-05 | YOUNG, HEATHER             | 14334 ELLIS SPRINGS LN    | 189.71        | 135.68     | 100.00  | 17           |

Items Count: 56

15,043.68 6,468.98

UPDATE

**Penn Credit Corporation**  
**Payment Analysis Report**

Report Date: 04/02/2019 From To: 2017/01-2019/03 Credited for: \$1245 - Harris County WCID 96

| Month/Year            | Number Placed | Amount Placed     | Placement Collections | Monthly Collections | # PIF    | \$ PIF            | Amount Collectable | Active Dollars    |
|-----------------------|---------------|-------------------|-----------------------|---------------------|----------|-------------------|--------------------|-------------------|
| 2017/01               | 4             | \$762.73          | \$198.92              | \$198.92            | 1        | \$198.92          | \$762.73           | \$563.81          |
| 2017/04               | 7             | \$1,928.66        | \$156.42              | \$0.00              | 2        | \$156.42          | \$1,359.51         | \$1,203.09        |
| 2017/06               | 0             | \$0.00            | \$0.00                | \$122.64            | 0        | \$0.00            | \$0.00             | \$0.00            |
| 2017/08               | 1             | \$164.16          | \$0.00                | \$0.00              | 0        | \$0.00            | \$164.16           | \$164.16          |
| <b>Total for 2017</b> | <b>12</b>     | <b>\$2,855.55</b> | <b>\$355.34</b>       | <b>\$321.56</b>     | <b>3</b> | <b>\$355.34</b>   | <b>\$2,286.40</b>  | <b>\$1,931.06</b> |
| 2018/01               | 4             | \$595.52          | \$0.00                | \$0.00              | 0        | \$0.00            | \$595.52           | \$595.52          |
| 2018/04               | 7             | \$1,291.33        | \$0.00                | \$0.00              | 0        | \$0.00            | \$1,291.33         | \$1,291.33        |
| 2018/09               | 5             | \$1,264.81        | \$225.41              | \$259.19            | 1        | \$225.41          | \$1,264.81         | \$1,039.40        |
| <b>Total for 2018</b> | <b>16</b>     | <b>\$3,151.66</b> | <b>\$225.41</b>       | <b>\$259.19</b>     | <b>1</b> | <b>\$225.41</b>   | <b>\$3,151.66</b>  | <b>\$2,926.25</b> |
| 2019/01               | 13            | \$1,107.51        | \$446.56              | \$134.05            | 4        | \$446.56          | \$1,107.51         | \$660.95          |
| 2019/02               | 0             | \$0.00            | \$0.00                | \$255.83            | 0        | \$0.00            | \$0.00             | \$0.00            |
| 2019/03               | 0             | \$0.00            | \$0.00                | \$56.68             | 0        | \$0.00            | \$0.00             | \$0.00            |
| <b>Total for 2019</b> | <b>13</b>     | <b>\$1,107.51</b> | <b>\$446.56</b>       | <b>\$446.56</b>     | <b>4</b> | <b>\$446.56</b>   | <b>\$1,107.51</b>  | <b>\$660.95</b>   |
| <b>Client Total</b>   | <b>41</b>     | <b>\$7,134.72</b> | <b>\$1,027.31</b>     | <b>\$1,027.31</b>   | <b>8</b> | <b>\$1,027.31</b> | <b>\$6,546.57</b>  | <b>\$5,518.26</b> |

**Payment Analysis Report Legend**

Note: All statistics are based on placement month and year. The only exception to this rule is the monthly collection column.

- # Referred = The number of account referred.
- \$ Referred = The dollar amount referred.
- Placement Collections = The dollars collected on the specific month's placement.
- Monthly Collections = The dollars collected during the indicated month and year.
- PIF = Paid In full
- STL = Settlement Losses
- BKR = Bankruptcy Losses
- ADU = Adjustment
- CAN = Cancelled
- CRQ = Cancelled by client request
- \$ Collectable = \$ Referred - \$ CRQ - \$ STL - \$ BKR - \$ ADU
- LIQ% = Placement Collections / \$ Collectable
- Active Dollars = \$ Collectable - Placement Collections - \$ CAN

**HARRIS COUNTY  
WCID NO. 96**

**Our Drinking Water Meets or Exceeds All Federal (EPA) Drinking Water Requirements**

This report is a summary of the quality of the water we provide our customers. The analysis was made by using the data from the most recent U.S. Environmental Protection Agency (EPA) required tests and is presented in the attached pages. We hope this information helps you become more knowledgeable about what's in your drinking water.

**Water Sources**

The sources of drinking water (both tap and bottled water) include rivers, lakes, streams, ponds, reservoirs, springs, and wells. As water travels over the surface of the land or through the ground, it dissolves naturally-occurring minerals and in some cases, radioactive material, and can pick up contaminants resulting from the presence of animals or from human activity. Harris County WCID No.96 purchases all of its water from the City of Houston.

**Contaminants that may be present in source water include:**

- **Microbial Contaminants**, such as viruses and bacteria, which may come from sewage treatment facilities, septic systems, agricultural livestock operations, and wildlife;
- **Inorganic Contaminants**, such as salts and metals which can be naturally-occurring or result from urban stormwater runoff, industrial or domestic wastewater discharges, oil and gas production, mining and farming;
- **Pesticides and Herbicides**, which may come from a variety of sources such as agriculture, urban stormwater runoff, and residential uses;
- **Organic Chemical Contaminants**, including synthetic and volatile organic chemicals which are by-products of industrial processes and petroleum production, and can also come from gas stations, urban stormwater runoff, and septic systems; and
- **Radioactive Contaminants**, which can be naturally-occurring or the result of oil and gas production and milling activities.

In order to ensure that tap water is safe to drink, the U.S. Environmental Protection Agency prescribes regulations which limit the amount of certain contaminants in water provided by public water systems. Federal Food and Drug Administration Agency regulations establish limits for contaminants in bottled water which must provide the same protection for public health.

**En Español**

Este reporte incluye informacion importante sobre el agua para tomar. Para asistencia en Español, favor de llamar al telefono (832) 490-1635.

**Special Notice for the Elderly, Infants, Cancer Patients, People with HIV/AIDS or Other Immune Problems**

You may be more vulnerable than the general population to certain microbial contaminants, such as Cryptosporidium. In drinking water, infants, some elderly, or immuno-compromised persons such as those undergoing chemotherapy for cancer, persons who have undergone organ transplants; those who are undergoing treatment with steroids; and people with HIV/AIDS or other immune system disorders can be particularly at risk from infections. You should seek advice about drinking water from your physician or health care provider. Additional guidelines on appropriate means to lessen the risk of infection by Cryptosporidium are available from the Safe Drinking Water Hotline: (800-426-4791).

**Public Participation Opportunities**

The Board of Directors of the District meets at 12:00 PM Noon on the first Tuesday of each month at the offices of Sanford Kuhl Hagan Kugler Parker Kahn, LLP at 1980 Post Oak Boulevard, Suite 1380, Houston, Texas 77056. You may mail comments to:

Harris County WCID No.96  
Attn.: Board of Directors  
6420 Reading Road  
Rosenberg, Texas 77471  
Or Call: (832) 490-1635

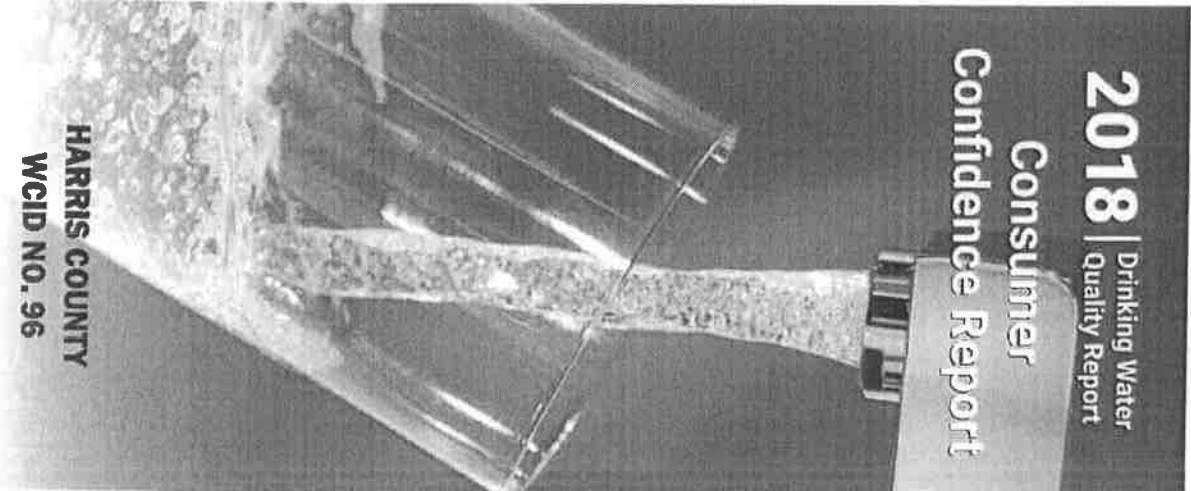
**Where Do We Get Our Water?**

Our drinking water is obtained from surface water sources. The Texas Commission on Environmental Quality completed an assessment for all drinking water systems that own their own sources. This report describes the susceptibility and types of constituents that may come into contact with the drinking water source based on human activities and natural conditions. The system from which we purchase our water, the City of Houston, received the assessment report. For more information on source water assessments and protection efforts, contact Mike Thornhill in our Compliance Department at (832) 490-1635.

PRSR1 STD  
U.S. Postage  
PAID  
Sugar Land, TX  
Permit No. 208

SI Environmental, LLC  
6420 Reading Rd.  
Rosenberg, TX 77471

If you would like to talk to a District Representative about your Water Quality Report, please call (832) 490-1635. For more information from the U.S. Environmental Protection Agency, you may call the EPA's Safe Drinking Water Hotline at (800) 426-4791.



# HARRIS COUNTY WCID NO. 96

PWS ID: 103175

## All Drinking Water May Contain Contaminants

When drinking water meets federal standards, there may not be any health based benefits to purchasing bottled water or point-of-use devices. Drinking water, including bottled water, may reasonably be expected to contain at least small amounts of some contaminants. The presence of contaminants does not necessarily indicate that water poses a health risk. More information about contaminants and potential health effects can be obtained by calling the EPA's Safe Drinking Water Hotline (1-800-426-7271).

### Secondary Constituents

Many constituents (such as calcium, sodium, or iron) which are often found in drinking water, can cause taste, color, or odor problems. These and odor constituents are called secondary constituents and are regulated by the State of Texas, not the EPA. These types of problems are not necessarily causes for health concern. For more information on taste, color, or odor of drinking water, please contact the system's business office.

### About the Tables

The attached table compile all of the chemical contaminants which have been found in your drinking water. The U.S. EPA requires water systems to test for up to 97 contaminants. All contaminants detected in your water are below state and federally allowed levels. The State of Texas allows us to monitor for some contaminants less than once per year because the concentrations of these contaminants do not change frequently.

Harris County Water Control & Improvement District No. 98 receives surface water from the City of Houston. The City of Houston provides water from Lake Houston located in Harris County. The results for water tested in both Harris County WCID 96 and the City of Houston are listed in the table. The results for Lead and Copper, Distribution Residuals, and for Disinfection By-Products listed are for Harris County WCID 96 only since these samples are from within the District boundaries.

## Drinking Water Definitions and Units Descriptions

NA: Not Applicable

NR: Not Detected

NR-ND: Reported

PCAL: picocuries per liter (a measure of radioactivity)

ppm: parts per million, or milligrams per liter (mg/L)

ppb: parts per billion, or micrograms per liter (µg/L)

MNR: Monitoring not required, but recommended

Level 1 Assessment: A Level 1 assessment is a study of the water system to identify potential problems and determine (if possible) why total coliform bacteria have been found in our water system.

Level 2 Assessment: A Level 2 assessment is a very detailed study of the water system to identify potential problems and determine (if possible) why an E. coli MCL violation has occurred and/or why total coliform bacteria have been found in our water system on multiple occasions.

## Regulated Inorganic Contaminants

| YEAR | Contaminant (Unit of Measurement) | Highest Level Ground-water | Highest / Avg Level Surface Water | Range of Detected Levels | Violation | MCL | MCLG | Source of Contaminant       |
|------|-----------------------------------|----------------------------|-----------------------------------|--------------------------|-----------|-----|------|-----------------------------|
| 2018 | Barium (ppm)                      | NA                         | 0.054                             | NA                       | No        | 2   | 2    | Erosion of natural deposits |
| 2018 | Nitrate (ppm)                     | 0.18                       | 0.32                              | 0.18 - 0.32              | No        | 10  | 10   | Erosion of natural deposits |
| 2016 | Nitrate (ppm)                     | 0.11                       | ND                                | ND - 0.11                | No        | 1   | 1    | Erosion of natural deposits |

## Lead and Copper

| YEAR | Contaminant (Unit of Measurement) | 90th Percentile | Number of sampling sites exceeding Action Level | Violation Level | Action Level | MCLG | Source of Contaminant           |
|------|-----------------------------------|-----------------|---|-----------------|--------------|------|---------------------------------|
| 2018 | Lead (ppb)                        | 5               | 0   | No              | 15           | 0    | Corrosion of household plumbing |
| 2018 | Copper (ppm)                      | 0.083           | 0   | No              | 1.3          | 1.3  | Corrosion of household plumbing |

All water systems are required by the EPA to report the following language: "If present, elevated levels of lead can cause serious health problems, especially for pregnant women and young children. Lead in drinking water is primarily from materials and components associated with service lines and home plumbing. The water supply is responsible for providing high quality drinking water, but cannot control the variety of materials used in plumbing components. When your water has been sitting for several hours, you can minimize the potential for lead exposure by flushing your tap for 30 seconds to 2 minutes before using water for drinking or cooking. If you are concerned about lead in your water, you may wish to have your water tested. Information on lead in drinking water, testing methods, and steps you can take to minimize exposure is available from the Safe Drinking Water Hotline or at <http://www.epa.gov/leadwater.html>."

## Disinfection Residuals

| YEAR | Contaminant (Unit of Measurement) | Highest Average Level Detected | Range of Detected Levels | Violation | MRDL | MRDLG | Source of Contaminant                 |
|------|-----------------------------------|--------------------------------|--------------------------|-----------|------|-------|---------------------------------------|
| 2018 | Chloramine (ppm)                  | 2.55                           | 0.78 - 3.20              | No        | 4    | 4     | Disinfectant used to control microbes |

## Disinfection By-Products

| YEAR | Contaminant (Unit of Measurement)   | Highest Level Detected | Range of Detected Levels | Violation | MCL | MCLG | Source of Contaminant                     |
|------|-------------------------------------|------------------------|--------------------------|-----------|-----|------|---|
| 2018 | Total Trihalomethanes (TTHM) (ppb)  | 4                      | NA                       | No        | 80  | 0    | By-product of drinking water disinfection |
| 2018 | Total Haloacetic Acids (THAA) (ppb) | 11                     | NA                       | No        | 60  | 0    | By-product of drinking water disinfection |

## Synthetic Organic Contaminants

| YEAR | Contaminant (Unit of Measurement) | Ground-water | Surface Water | Range of Detected Levels | Likely Source of Contaminant        |
|------|-----------------------------------|--------------|---------------|--------------------------|-------------------------------------|
| 2018 | Atrazine (ppb)                    | ND           | 0.32          | NA                       | Runoff from herbicide used on crops |
| 2018 | Simazine (ppb)                    | ND           | 0.12          | NA                       | Herbicide runoff                    |

## Regulated Microbiological Contaminants

| YEAR | Contaminant (Unit of Measurement) | Highest Single Measurement | Lowest Monthly Maximum Limit | Turbidity Limit | Source of Contaminant |
|------|-----------------------------------|----------------------------|------------------------------|-----------------|-----------------------|
| 2018 | Turbidity (NTU)                   | 0.48                       | 98                           | 0.3             | Soil Runoff           |

Turbidity has no health effects. However, turbidity can interfere with disinfection and provide a medium for microbiological growth. Turbidity may indicate the presence of disease-causing organisms. These organisms include bacteria, viruses, and parasites that can cause symptoms such as nausea, cramps, diarrhea, and abdominal discomfort.





**CONTRACTUAL RATE CHANGE FORM**

**Effective Date:** May 1, 2019

**District:** H096

**Account Manager:** Whitney Alemore

**Reason for rate change:** CPI Increase

**CPI adjustment rate (if applicable):** 1.1%

**Summary of support documentation:** Bureau of labor and statistics monthly update, summary of rates to be increased, contractual exhibits to be modified

**Account Manager Signature:**

**Date:**

4.3.19

**Managing Director Signature:**

**Date:**

4-10-19

**Rates & Audit Signature:**

**Date:**

4/2/19

**Director of Maintenance:**

**Date:**

4/10/19

**Director of Operations:**

**Date:**

4-10-19

**Director of Customer Care:**

**Date:**

4/9/19



HARRIS COUNTY WCID 96

To Whom It May Concern-

Per your contractual agreement with Si Environmental LLC, the attached exhibits will be adjusted up or down based on the accumulated percentage rate of increase/decrease of the most current Consumer Price Index (CPI-U/Southwest Region).

The current increase is 1.1%.

Sincerely,

Account Manager  
Si Environmental, LLC

**Table 4. Consumer Price Index for All Urban Consumers (CPI-U): Selected areas, all items index, February 2019**

[1982-84=100, unless otherwise noted]

| Area  | Pricing Schedule <sup>1</sup> | Percent change to Feb. 2019 from: |           |           | Percent change to Jan. 2019 from: |           |           |
|---|-------------------------------|-----------------------------------|-----------|-----------|-----------------------------------|-----------|-----------|
|   |                               | Feb. 2018                         | Dec. 2018 | Jan. 2019 | Jan. 2018                         | Nov. 2018 | Dec. 2018 |
| U.S. city average.....  | M                             | 1.5                               | 0.6       | 0.4       | 1.6                               | -0.1      | 0.2       |
| <b>Region and area size<sup>2</sup></b>                         |                               |                                   |           |           |                                   |           |           |
| Northeast.....  | M                             | 1.3                               | 0.5       | 0.2       | 1.5                               | 0.2       | 0.3       |
| Northeast - Size Class A.....                                   | M                             | 1.5                               | 0.6       | 0.3       | 1.6                               | 0.2       | 0.3       |
| Northeast - Size Class B/C <sup>3</sup> .....                   | M                             | 1.1                               | 0.4       | 0.1       | 1.4                               | 0.3       | 0.3       |
| New England <sup>4</sup> .....                                  | M                             | 1.6                               | 0.5       | -0.1      | 2.0                               | 0.6       | 0.5       |
| Middle Atlantic <sup>4</sup> .....                              | M                             | 1.2                               | 0.6       | 0.3       | 1.3                               | 0.1       | 0.2       |
| Midwest.....  | M                             | 1.3                               | 0.9       | 0.7       | 0.8                               | -0.2      | 0.2       |
| Midwest - Size Class A.....                                     | M                             | 1.2                               | 0.7       | 0.6       | 0.8                               | 0.0       | 0.1       |
| Midwest - Size Class B/C <sup>3</sup> .....                     | M                             | 1.3                               | 0.9       | 0.8       | 0.8                               | -0.3      | 0.2       |
| East North Central <sup>4</sup> .....                           | M                             | 1.4                               | 1.0       | 0.7       | 0.8                               | -0.1      | 0.2       |
| West North Central <sup>4</sup> .....                           | M                             | 0.9                               | 0.6       | 0.6       | 0.8                               | -0.4      | 0.0       |
| South.....  | M                             | 1.1                               | 0.7       | 0.5       | 1.2                               | -0.4      | 0.2       |
| South - Size Class A.....                                       | M                             | 1.3                               | 0.6       | 0.6       | 1.5                               | -0.4      | 0.1       |
| South - Size Class B/C <sup>3</sup> .....                       | M                             | 1.1                               | 0.7       | 0.5       | 1.0                               | -0.4      | 0.2       |
| South Atlantic <sup>4</sup> .....                               | M                             | 1.5                               | 0.8       | 0.6       | 1.5                               | -0.2      | 0.2       |
| East South Central <sup>4</sup> .....                           | M                             | 0.7                               | 0.8       | 0.6       | 0.6                               | -0.7      | 0.2       |
| West South Central <sup>4</sup> .....                           | M                             | 0.7                               | 0.5       | 0.4       | 0.8                               | -0.6      | 0.1       |
| West.....   | M                             | 2.4                               | 0.4       | 0.2       | 2.7                               | 0.0       | 0.2       |
| West - Size Class A.....  | M                             | 2.5                               | 0.5       | 0.2       | 2.9                               | 0.1       | 0.2       |
| West - Size Class B/C <sup>3</sup> .....                        | M                             | 2.3                               | 0.3       | 0.2       | 2.5                               | -0.2      | 0.1       |
| Mountain <sup>4</sup> .....                                     | M                             | 1.8                               | -0.3      | 0.0       | 2.3                               | -0.3      | -0.3      |
| Pacific <sup>4</sup> .....                                      | M                             | 2.6                               | 0.6       | 0.3       | 2.9                               | 0.1       | 0.3       |
| <b>Size classes</b>   |                               |                                   |           |           |                                   |           |           |
| Size Class A <sup>5</sup> .....                                 | M                             | 1.7                               | 0.6       | 0.4       | 1.8                               | 0.0       | 0.2       |
| Size Class B/C <sup>3</sup> .....                               | M                             | 1.4                               | 0.6       | 0.4       | 1.3                               | -0.2      | 0.2       |
| <b>Selected local areas</b>                                     |                               |                                   |           |           |                                   |           |           |
| Chicago-Naperville-Elgin, IL-IN-WI.....                         | M                             | 1.4                               | 1.2       | 0.6       | 0.8                               | 0.3       | 0.6       |
| Los Angeles-Long Beach-Anaheim, CA.....                         | M                             | 2.5                               | 0.7       | 0.1       | 3.2                               | 0.3       | 0.7       |
| New York-Newark-Jersey City, NY-NJ-PA.....                      | M                             | 1.3                               | 0.7       | 0.2       | 1.6                               | 0.2       | 0.5       |
| Atlanta-Sandy Springs-Roswell, GA.....                          | 2                             | 1.3                               | 1.2       |           |                                   |           |           |
| Baltimore-Columbia-Towson, MD <sup>6</sup> .....                | 2                             | 0.8                               | 0.5       |           |                                   |           |           |
| Detroit-Warren-Dearborn, MI.....                                | 2                             | 1.2                               | 0.4       |           |                                   |           |           |
| Houston-The Woodlands-Sugar Land, TX.....                       | 2                             | 0.9                               | 0.1       |           |                                   |           |           |
| Miami-Fort Lauderdale-West Palm Beach, FL.....                  | 2                             | 1.2                               | 1.0       |           |                                   |           |           |
| Philadelphia-Camden-Wilmington, PA-NJ-DE-MD.....                | 2                             | 1.5                               | 0.8       |           |                                   |           |           |
| Phoenix-Mesa-Scottsdale, AZ <sup>7</sup> .....                  | 2                             | 2.1                               | -0.3      |           |                                   |           |           |
| San Francisco-Oakland-Hayward, CA.....                          | 2                             | 3.5                               | 0.5       |           |                                   |           |           |
| Seattle-Tacoma-Bellevue, WA.....                                | 2                             | 2.7                               | 0.7       |           |                                   |           |           |
| St. Louis, MO-IL.....   | 2                             | 0.7                               | 0.8       |           |                                   |           |           |
| Urban Alaska.....   | 2                             | 2.5                               | 0.3       |           |                                   |           |           |
| Boston-Cambridge-Newton, MA-NH.....                             | 1                             |                                   |           |           | 2.5                               | 0.5       |           |
| Dallas-Fort Worth-Arlington, TX.....                            | 1                             |                                   |           |           | 2.1                               | -0.2      |           |
| Denver-Aurora-Lakewood, CO.....                                 | 1                             |                                   |           |           | 0.4                               | -1.0      |           |
| Minneapolis-St. Paul-Bloomington, MN-WI.....                    | 1                             |                                   |           |           | 1.4                               | 0.4       |           |
| Riverside-San Bernardino-Ontario, CA <sup>4</sup> .....         | 1                             |                                   |           |           | 3.0                               | 0.4       |           |
| San Diego-Carlsbad, CA.....                                     | 1                             |                                   |           |           | 2.6                               | 0.6       |           |
| Tampa-St. Petersburg-Clearwater, FL <sup>6</sup> .....          | 1                             |                                   |           |           | 0.4                               | -1.1      |           |
| Urban Hawaii.....   | 1                             |                                   |           |           | 1.9                               | -0.2      |           |
| Washington-Arlington-Alexandria, DC-VA-MD-WV <sup>6</sup> ..... | 1                             |                                   |           |           | 0.8                               | 0.5       |           |

<sup>1</sup> Foods, fuels, and several other items are priced every month in all areas. Most other goods and services are priced as indicated: M - Every month.

## H096 CPI ADJUSTMENTS/ CHEAT SHEET

|                           |          |          |          |          |          |          |          |          |
|---------------------------|----------|----------|----------|----------|----------|----------|----------|----------|
| DATE TO IMPLEMENT:        | 5/1/2019 |          |          |          |          |          |          |          |
| INCREASE/DECREASE AMOUNT: |          | 1.5%     | 1.2%     | -0.3%    | 0.7%     | 2.8%     | 2.1%     | 1.1%     |
| ITEM                      | Original | 2013     | 2014     | 2015     | 2016     | 2017     | 2018     | 2018     |
| CONNECTION FEE            | \$2.00   | \$2.03   | \$2.05   | \$2.04   | \$2.05   | \$2.11   | \$2.15   | \$2.17   |
| COMMERCIAL CONNECTION     | \$2.00   | \$2.03   | \$2.05   | \$2.04   | \$2.05   | \$2.11   | \$2.15   | \$2.17   |
| 5/8"                      | \$350.00 | \$355.25 | \$359.51 | \$388.83 | \$391.55 | \$402.51 | \$410.96 | \$415.48 |
| 3/4"                      | \$350.00 | \$355.25 | \$359.51 | \$388.83 | \$391.55 | \$402.51 | \$410.96 | \$415.48 |
| 1"                        | \$760.00 | \$771.40 | \$780.66 | \$797.60 | \$803.18 | \$825.67 | \$843.01 | \$852.28 |
| PRE                       | \$50.00  | \$50.75  | \$51.36  | \$51.21  | \$51.57  | \$53.01  | \$54.12  | \$54.72  |
| POST                      | \$50.00  | \$50.75  | \$51.36  | \$51.21  | \$51.57  | \$53.01  | \$54.12  | \$54.72  |
| SEWER                     | \$50.00  | \$50.75  | \$51.36  | \$51.21  | \$51.57  | \$53.01  | \$54.12  | \$54.72  |
| POOL                      | \$75.00  | \$76.13  | \$77.04  | \$76.81  | \$77.35  | \$79.52  | \$81.19  | \$82.08  |
| CSI                       | \$75.00  | \$76.13  | \$77.04  | \$76.81  | \$77.35  | \$79.52  | \$81.19  | \$82.08  |
| BKF                       | \$75.00  | \$76.13  | \$77.04  | \$76.81  | \$77.35  | \$79.52  | \$81.19  | \$82.08  |
| OUTSIDE CSI               | \$50.00  | \$50.75  | \$51.36  | \$51.21  | \$51.57  | \$53.01  | \$54.12  | \$54.72  |
| OUTSIDE BKF               | \$50.00  | \$50.75  | \$51.36  | \$51.21  | \$51.57  | \$53.01  | \$54.12  | \$54.72  |
| ALL RECALLS               | \$75.00  | \$76.13  | \$77.04  | \$76.81  | \$77.35  | \$79.52  | \$81.19  | \$82.08  |
| COM SWR                   | \$100.00 | \$101.50 | \$102.72 | \$102.41 | \$103.13 | \$106.02 | \$108.25 | \$109.44 |
| GT                        | \$50.00  | \$50.75  | \$51.36  | \$51.21  | \$51.57  | \$53.01  | \$54.12  | \$54.72  |
| COM CSI                   | \$125.00 | \$126.88 | \$128.40 | \$128.01 | \$128.91 | \$132.52 | \$135.30 | \$136.79 |
| COM BKF                   | \$125.00 | \$126.88 | \$128.40 | \$128.01 | \$128.91 | \$132.52 | \$135.30 | \$136.79 |
| OUTSIDE COM BKF           | \$125.00 | \$126.88 | \$128.40 | \$128.01 | \$128.91 | \$132.52 | \$135.30 | \$136.79 |
| ALL RECALLS               | \$125.00 | \$126.88 | \$128.40 | \$128.01 | \$128.91 | \$132.52 | \$135.30 | \$136.79 |

### B&C

|              |         |         |         |         |         |         |         |         |
|--------------|---------|---------|---------|---------|---------|---------|---------|---------|
| TRANSFER FEE | \$25.00 | \$25.38 | \$25.68 | \$25.60 | \$25.78 | \$26.50 | \$27.06 | \$27.36 |
| NSF FEES     | \$15.00 | \$15.23 | \$15.41 | \$15.36 | \$15.47 | \$15.90 | \$16.23 | \$16.41 |

### DELINQUENT ITEMS

|                    |         |         |         |         |         |         |         |         |
|--------------------|---------|---------|---------|---------|---------|---------|---------|---------|
| DELINQUENT LETTER* | \$10.00 | \$10.00 | \$10.00 | \$10.00 | \$10.00 | \$10.00 | \$10.00 | \$10.00 |
| DOOR TAG           | \$15.00 | \$15.23 | \$15.41 | \$15.36 | \$15.47 | \$15.90 | \$16.23 | \$16.41 |
| DISCONNECT         | \$20.00 | \$20.30 | \$20.54 | \$20.48 | \$20.62 | \$21.20 | \$21.65 | \$21.89 |
| RECONNECT          | \$25.00 | \$25.38 | \$25.68 | \$25.60 | \$25.78 | \$26.50 | \$27.06 | \$27.36 |
| METER REMOVAL      | \$35.00 | \$35.53 | \$35.95 | \$35.85 | \$36.10 | \$37.11 | \$37.89 | \$38.31 |
| METER INSTALLATION | \$40.00 | \$40.60 | \$41.09 | \$40.97 | \$41.26 | \$42.42 | \$43.31 | \$43.79 |

\* NEVER CPI'D



**EXHIBIT 'B'**  
**COMPENSATION FOR SERVICES**

- I. **BASE OPERATIONS FEE** <sup>(1)</sup>: For and in consideration of services outlined in the Article I of this Contract and rendered to and on behalf of the District by SE, the District agrees to pay to SE, each month, a base operations fee equal to:
  - a. A base operations fee of \$2.00 for each residential service connection and \$2.00 per 10,000 gallons of water metered for each commercial connection.
  
- II. **AUTHORIZED MAINTENANCE LEVEL**: Consistent with the principles of effective cost containment, efficient maintenance and maximization of operational procedures, the District authorizes SE to perform non-emergency repairs when, in SE's opinion, the cost to the District of such repairs will not exceed \$1,500.00.
  
- III. **MATERIALS**: Cost of materials billed and/or sold to the District by SE will include an administrative fee of 10%.
  
- IV. **SUB-CONTRACT(S)**: SE's management fee for subcontracts will be 12% of the dollar amount of the subcontract.
  
- V. **EXTRAORDINARY SERVICES**: SE may render additional services not specified in this Contract. Extraordinary services not anticipated and not specified in this Contract may also be requested of SE by the District. The District and SE will in good faith negotiate the amount to be paid by the District to SE for such extraordinary services.

<sup>(1)</sup> These rates will be in effect for year one (1) of the contract. For subsequent years, the rates will be adjusted up or down upon written notice to the District and based on the accumulated percentage rate of increase/decrease from the previous year of the contract, based on the most current Consumer Price Index, as published by the U.S. Bureau of Labor Statistics (CPI-U), Southwest Region.

**EXHIBIT 'C'**  
**RATES (continued)**

**BILLING AND COLLECTIONS<sup>(1)</sup>**

| Classification   | Rate         |
|--|--------------|
| Delinquent Letters   | \$10.00      |
| Door Tag - Notice of Delinquency                                       | \$15.00      |
| Disconnects Due to Delinquency   | \$20.00      |
| Reconnects Due to Delinquency (straight time) <sup>(2)</sup>           | \$25.00      |
| Meter Removals Due to Delinquency                                      | \$35.00      |
| Meter Reinstallation Due to Delinquency (straight time) <sup>(2)</sup> | \$40.00      |
| Transfer Fees  | \$25.00      |
| Processing and Printing of customer bills                              | Cost         |
| Postage  | Current Rate |
| Non Sufficient Funds (NSF) Check                                       | \$15.00      |
| Reproduction, per page (copying, faxing & scanning)                    | \$0.10       |
| Handling of return mail for Red Flag                                   | \$5.00       |

<sup>(1)</sup> These rates will be in effect for year one (1) of the contract. For subsequent years, the rates will be adjusted up or down upon written notice to the District and based on the accumulated percentage rate of increase/decrease from the previous year of the contract, based on the most current Consumer Price Index, as published by the U.S. Bureau of Labor Statistics (CPI-U), Southwest Region.

<sup>(2)</sup> Straight time is defined as Monday through Friday, 7:30 a.m. to 4:30 p.m. except for nine (9) SE-observed holidays: New Year's Day, Good Friday, Memorial Day, Independence Day, Labor Day, Thanksgiving Day, the day after Thanksgiving, Christmas Eve, and Christmas Day. If the observed holiday falls on a weekend day, the preceding Friday and/or following Monday will be considered as a holiday, but no more than nine holidays during a fiscal year.

<sup>(3)</sup> The above rates will be billed in half (1/2) hour increments unless otherwise noted.



**EXHIBIT 'D'**  
**RATES FOR TAPPING & METER INSTALLATION**<sup>(1) (2)</sup>

**RESIDENTIAL:** Residential taps and meters less than 8 feet in depth will be billed based on meter size as follows:

| <u>Size</u> | <u>Rate</u> |
|-------------|-------------|
| 5/8" & 3/4" | \$350.00    |
| 1"          | \$760.00    |

**NON-RESIDENTIAL:** All other taps and meter installations are considered Non-Residential and will be priced on an individual basis.

- <sup>(1)</sup> Tapping and meter installation rates include tapline footage of up to 40-feet. Haul off of debris, restoration costs (landscape and concrete), and dump fees are not included in this price.
- <sup>(2)</sup> These rates will be in effect for year one (1) of the contract. For subsequent years the rates will be adjusted up or down based on the accumulated percentage rate of increase/decrease from the previous year of the contract, upon written notice to the District and based on the most current Consumer Price Index, as published by the U.S. Bureau of Labor Statistics (CPI-U), Southwest Region.



**EXHIBIT 'E'**  
**CONSTRUCTION AND CUSTOMER SERVICE INSPECTION FEES<sup>(1)</sup>**

**New Construction**

*Residential —*

|  |         |
|--|---------|
| Pre Builder Inspection .....   | \$50.00 |
| Post Builder Inspection.....   | \$50.00 |
| Sewer Tap Inspection .....   | \$50.00 |
| Swimming Pool Inspection.....  | \$75.00 |
| Hot Tub Inspection .....   | \$75.00 |
| Water Softener Inspection .....  | \$75.00 |
| Customer Service Inspection (Incl. cross connection and Pb/Cu).....  | \$75.00 |
| Backflow Prevention Device Test .....  | \$75.00 |
| CSI Backflow Prevention Device Test Administrative Fee<br>(only in the event the inspection or test is not performed by SE)..... | \$50.00 |
| Re-inspection .....  | \$75.00 |

*Commercial —*

|  |          |
|--|----------|
| Sewer Tap Inspection .....   | \$100.00 |
| Grease Traps .....   | \$50.00  |
| Customer Service Inspection (Incl. cross connection and Pb/Cu).....  | \$125.00 |
| Backflow Prevention Device Test (all meter sizes).....   | \$125.00 |
| Swimming Pool Connection Inspection.....   | \$125.00 |
| CSI Backflow Prevention Device Test Administrative Fee<br>(only in the event the inspection or test is not performed by SE)..... | \$125.00 |
| Re-inspection .....  | \$125.00 |





**EXHIBIT 'E'**  
**CONSTRUCTION AND CUSTOMER SERVICE INSPECTION FEES (CONTINUED)**

Existing Construction

*Residential —*

|  |         |
|--|---------|
| Sewer Tap Inspection .....   | \$75.00 |
| Swimming Pool Inspection.....  | \$75.00 |
| Hot Tub Inspection .....   | \$75.00 |
| Water Softener Inspection .....  | \$75.00 |
| Customer Service Inspection (Incl. cross connection and Pb/Cu).....  | \$75.00 |
| Backflow Prevention Device Test .....  | \$75.00 |
| CSI Backflow Prevention Device Test Administrative Fee<br>(only in the event the inspection or test is not performed by SE)..... | \$50.00 |
| Re-inspection .....  | \$75.00 |

*Commercial —*

|  |          |
|--|----------|
| Sewer Tap Inspection .....   | \$100.00 |
| Grease Traps .....   | \$50.00  |
| Customer Service Inspection (Incl. cross connection and Pb/Cu).....  | \$125.00 |
| Annual Backflow Prevention Device Test (all meter sizes).....  | \$125.00 |
| Swimming Pool Connection Inspection.....   | \$125.00 |
| CSI Backflow Prevention Device Test Administrative Fee<br>(only in the event the inspection or test is not performed by SE)..... | \$50.00  |
| Re-inspection .....  | \$125.00 |

<sup>(1)</sup> These rates will be in effect for year one (1) of the contract. For subsequent years, the rates will be adjusted up or down based on the accumulated percentage rate of increase/decrease from the previous year of the contract, based on the most current Consumer Price Index, as published by the U.S. Bureau of Labor Statistics (CPI-U), Southwest Region.



**EXHIBIT 'C'**  
**RATES**

**PERSONNEL** <sup>(1)(3)</sup>

| <b>Classification</b>        | <b>Straight Time Rate<br/>per Hour <sup>(2)</sup></b> | <b>Overtime Rate<br/>per Hour <sup>(2)</sup></b> |
|------------------------------|---|--|
| Field Service Representative | \$25.00   | \$37.50  |
| Crew Member                  | \$29.00   | \$43.50  |
| Certified Operator           | \$30.00   | \$45.00  |
| Equipment Operator           | \$30.00   | \$45.00  |
| Technician                   | \$45.00   | \$67.50  |
| Foreman                      | \$40.00   | \$60.00  |
| Manager                      | \$50.00   | \$75.00  |
| Administrative               | \$35.00   | \$35.00  |

| District Name         | skill-desc         | reg-dist-rate | reg adjusted rate | overtime-dist-rate | ot adjusted rate | district-code |
|-----------------------|--------------------|---------------|-------------------|--------------------|------------------|---------------|
| HARRIS COUNTY WCID 96 | Administrative     | 37.89         | 38.31             | 37.89              | 38.31            | 245           |
| HARRIS COUNTY WCID 96 | Certified Operator | 32.49         | 32.85             | 48.71              | 49.25            | 245           |
| HARRIS COUNTY WCID 96 | Crew Member        | 31.4          | 31.75             | 47.09              | 47.61            | 245           |
| HARRIS COUNTY WCID 96 | Equipment Operator | 32.49         | 32.85             | 48.71              | 49.25            | 245           |
| HARRIS COUNTY WCID 96 | Field Service Rep  | 27.06         | 27.36             | 40.58              | 41.03            | 245           |
| HARRIS COUNTY WCID 96 | Foreman            | 43.31         | 43.79             | 64.95              | 65.66            | 245           |
| HARRIS COUNTY WCID 96 | Manager            | 54.12         | 54.72             | 81.19              | 82.08            | 245           |
| HARRIS COUNTY WCID 96 | Technician         | 48.71         | 49.25             | 73.05              | 73.85            | 245           |





**EXHIBIT 'C'**  
**RATES (continued)**

**EQUIPMENT<sup>(1)(3)</sup>**

| <b>Classification</b>              | <b>Hourly Rate</b> | <b>Minimum Hours</b> |
|------------------------------------|--------------------|----------------------|
| 18 ft. Trailer                     | \$15.00            | None                 |
| Service Truck                      | \$15.00            | None                 |
| Service Body Truck                 | \$30.00            | None                 |
| 1-Ton Flat Bed Truck               | \$30.00            | 2                    |
| Dump Truck                         | \$35.00            | 2                    |
| 2-Ton Winch Truck                  | \$50.00            | 2                    |
| Television Truck                   | \$120.00           | 3                    |
| Back Hoe Rig                       | \$60.00            | 2                    |
| High Pressure Pipe Cleaner (Hydra) | \$65.00            | 3                    |
| Vactor Truck (plus dump fee)       | \$125.00           | 3                    |

| District Name         | Equip# | Description                | reg-dist-rate | bill-type | district-code | cpi factor | Equip# | Description                | reg adjusted rate |
|-----------------------|--------|----------------------------|---------------|-----------|---------------|------------|--------|----------------------------|-------------------|
| HARRIS COUNTY WCID 96 | 1      | Service Truck              | 16.35 H       |           | 245           | 1.1%       | 1      | Service Truck              | 16.53             |
| HARRIS COUNTY WCID 96 | 10     | 18' Trailer                | 16.35 H       |           | 245           | 1.1%       | 10     | 18' Trailer                | 16.53             |
| HARRIS COUNTY WCID 96 | 11     | Air Compressor/Hose        | 166.6 H       |           | 245           | 1.1%       | 11     | Air Compressor/Hose        | 168.43            |
| HARRIS COUNTY WCID 96 | 12     | Air Hammer/Point           | 68.6 H        |           | 245           | 1.1%       | 12     | Air Hammer/Point           | 69.35             |
| HARRIS COUNTY WCID 96 | 13     | Mini Excavator             | 280.94 H      |           | 245           | 1.1%       | 13     | Mini Excavator             | 284.03            |
| HARRIS COUNTY WCID 96 | 14     | Steel Plate                | 435.56 H      |           | 245           | 1.1%       | 14     | Steel Plate                | 440.35            |
| HARRIS COUNTY WCID 96 | 15     | Skid Steer w/Breaker       | 473.69 H      |           | 245           | 1.1%       | 15     | Skid Steer w/Breaker       | 478.90            |
| HARRIS COUNTY WCID 96 | 16     | Torch                      | 49.01 H       |           | 245           | 1.1%       | 16     | Torch                      | 49.55             |
| HARRIS COUNTY WCID 96 | 17     | Welder                     | 92.56 H       |           | 245           | 1.1%       | 17     | Welder                     | 93.58             |
| HARRIS COUNTY WCID 96 | 18     | Small Generator            | 38.12 H       |           | 245           | 1.1%       | 18     | Small Generator            | 38.54             |
| HARRIS COUNTY WCID 96 | 19     | Small Air Compressor       | 27.23 H       |           | 245           | 1.1%       | 19     | Small Air Compressor       | 27.53             |
| HARRIS COUNTY WCID 96 | 2      | Service Body Truck         | 32.67 H       |           | 245           | 1.1%       | 2      | Service Body Truck         | 33.03             |
| HARRIS COUNTY WCID 96 | 20     | Metal Detector             | 16.35 H       |           | 245           | 1.1%       | 20     | Metal Detector             | 16.53             |
| HARRIS COUNTY WCID 96 | 21     | Spin Doctor                | 163.34 H      |           | 245           | 1.1%       | 21     | Spin Doctor                | 165.14            |
| HARRIS COUNTY WCID 96 | 22     | Aquascope                  | 38.12 H       |           | 245           | 1.1%       | 22     | Aquascope                  | 38.54             |
| HARRIS COUNTY WCID 96 | 23     | Mini Cam                   | 268.22 H      |           | 245           | 1.1%       | 23     | Mini Cam                   | 271.17            |
| HARRIS COUNTY WCID 96 | 24     | Root Cutter                | 132.12 H      |           | 245           | 1.1%       | 24     | Root Cutter                | 133.57            |
| HARRIS COUNTY WCID 96 | 25     | 12 Volt Pump               | 37 H          |           | 245           | 1.1%       | 25     | 12 Volt Pump               | 37.41             |
| HARRIS COUNTY WCID 96 | 26     | 3" Trash Pump              | 183.68 H      |           | 245           | 1.1%       | 26     | 3" Trash Pump              | 185.70            |
| HARRIS COUNTY WCID 96 | 3      | 1 Ton Flat Bed             | 32.67 H       |           | 245           | 1.1%       | 3      | 1 Ton Flat Bed             | 33.03             |
| HARRIS COUNTY WCID 96 | 4      | Dump Truck                 | 38.12 H       |           | 245           | 1.1%       | 4      | Dump Truck                 | 38.54             |
| HARRIS COUNTY WCID 96 | 5      | 2 Ton Winch Truck          | 54.44 H       |           | 245           | 1.1%       | 5      | 2 Ton Winch Truck          | 55.04             |
| HARRIS COUNTY WCID 96 | 6      | Television Truck           | 130.68 H      |           | 245           | 1.1%       | 6      | Television Truck           | 132.12            |
| HARRIS COUNTY WCID 96 | 7      | Backhoe Rig                | 65.32 H       |           | 245           | 1.1%       | 7      | Backhoe Rig                | 66.04             |
| HARRIS COUNTY WCID 96 | 8      | High Pressure Pipe Cleaner | 70.79 H       |           | 245           | 1.1%       | 8      | High Pressure Pipe Cleaner | 71.57             |
| HARRIS COUNTY WCID 96 | 9      | Vactor Truck               | 136.12 H      |           | 245           | 1.1%       | 9      | Vactor Truck               | 137.62            |





HARRIS COUNTY  
WATER CONTROL & IMPROVEMENT DISTRICT  
NO. 96

Detention and Drainage Facilities Report  
May 7, 2019



Report No. 91

13226 Kaltenbrun ~ Houston, Texas 77086 ~ Phone: 281-445-2614 ~ Fax: 281-445-2349

Account Representative: Phil Halbert ~ Email: [phalbert@champhydro.com](mailto:phalbert@champhydro.com)

North End of Channel Southeast to Bellow Falls Lane



Northern end of channel looking Southeast



Middle of channel looking Northwest



Middle of channel looking Southeast



Bellow Falls Ln looking Northwest



Wilson Road South to Houston Golf Club



Wilson Rd looking South

Middle of channel looking Northeast



Middle of channel looking South

Houston Golf Club looking North

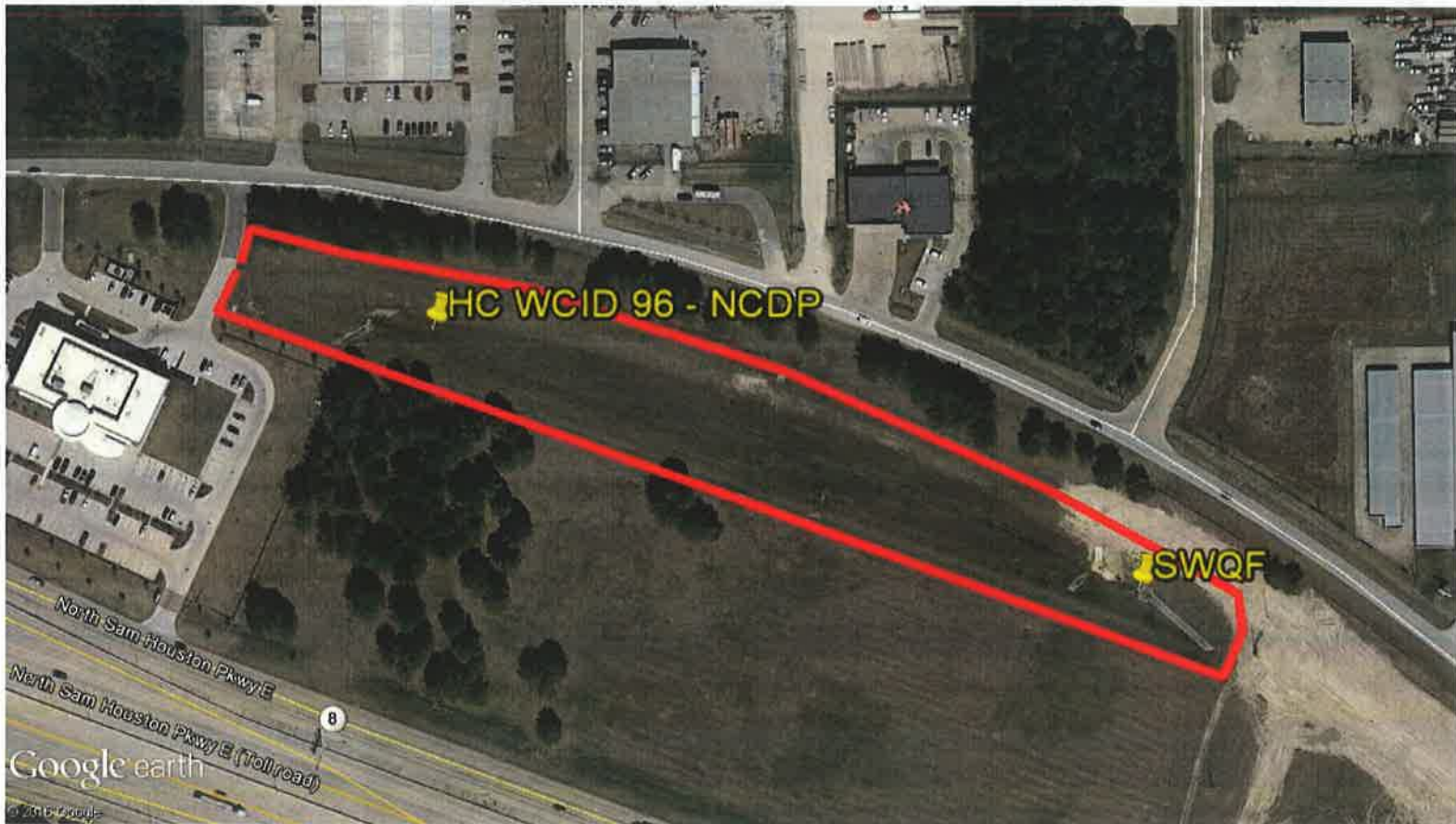




## II. North Commercial Detention Pond – Last Serviced on April 11<sup>th</sup> 2019.

|                | Condition of |        |        |         |        | Overseed & Fertilization Completed On |
|----------------|--------------|--------|--------|---------|--------|---------------------------------------|
|                | Tops         | Slopes | Bottom | Overall |        |                                       |
| Excellent      |              |        |        |         |        |                                       |
| Good           | ■            | ■      | ■      | ■       | Spring | May 5 <sup>th</sup> 2018              |
| Fair           |              |        |        |         | Summer | NA                                    |
| Poor           |              |        |        |         | Fall   | November 28 <sup>th</sup> 2018        |
| Repairs Needed |              |        |        |         |        |                                       |

- Next major event will be the Spring Overseed & Fertilization in March / April 2019.



## North Commercial Detention Pond – Above Ground Storm Water Quality Features

- Dry Basin w/ Trash Screen
- Harris County SWQ Permit No. 8-0000575-1
- Annual Renewal Date – November 29<sup>th</sup> of each year.
- SWQ Feature Permit Renewal was completed and turned into Harris County for 2018.
- Next renewal will be on November 29<sup>th</sup> of 2019.



Northwest Corner of Pond Looking West & South



Southwest Corner of Pond Looking North & West



East end looking West



## Fall Creek Detention Pond – Above Ground Storm Water Quality Features

- Wet Basin w/ Trash Screen
- Harris County SWQ Permit No. 8-0000820-7
- Annual Renewal Date – August 3<sup>rd</sup> of each year.
- SWQ Feature Permit Renewal was completed and turned into Harris County for 2018.
- Next renewal will be on August 3<sup>rd</sup> of 2019.



Area 6 A



Northeast Corner looking south to west



Southeast Corner looking west to north



Area 6 C



Northeast End



South End



# P 133-00-00

North End



North end looking South



Looking North



Looking South



South end looking North



South End





# CITY OF HOUSTON

Public Works and Engineering  
Department

## IMPORTANT NOTICE

### NOTIFICATION OF WATER RATE ADJUSTMENT

Effective April 1, 2019, water and sewer rates are adjusting upward by 2.8%. The City of Houston's Code of Ordinances provides that water and sewer rates be adjusted each year in April. These new rates will appear on your April 2019 billing which you will receive in May 2019.

### NEW RATES AND CHARGES

| Classification                                   | Rate   |
|--|--|
| Contract Treated Water                           | P x \$3.150 plus (P-M) x \$0.780* Airgap<br>P x \$3.840 plus (P-M) x \$0.780* Non-Airgap |
| Untreated Water Rates where there is no contract |  |
| 0 - 10,000,000 gallons                           | \$1.8035 per 1,000 gallons   |
| 11,000,000 - 20,000,000 gallons                  | \$1.6205 per 1,000 gallons   |
| 21,000,000 - 50,000,000 gallons                  | \$1.5284 per 1,000 gallons   |
| 51,000,000 -150,000,000 gallons                  | \$1.4361 per 1,000 gallons   |
| 151,000,000 & up gallons                         | \$1.3900 per 1,000 gallons   |
| Untreated Water Rates under written contracts    | \$0.7209 per 1,000 gallons   |

\* P = Total water delivery during the month in thousand gallons, except if the minimum monthly specified in the customer's contract is greater than P, P shall equal M.

M = Minimum monthly amount of water specified in the customer's contract expressed in units of one thousand gallons.

For further information, please:

- Refer to the Rates and Prices or the Billing and Payment section of your contract
- Visit: <http://www.houstontx.gov/codes/> (Sections 47-61 and 47-84 et seq.)

Please contact Maria Carrillo at Customer Account Services at (832) 395-6220 if you have specific questions about your bill.





# CITY OF HOUSTON

Public Works and Engineering  
Department

## IMPORTANT NOTICE

### NOTIFICATION OF WASTEWATER SERVICE RATE ADJUSTMENT

Effective April 1, 2019, water and sewer rates are adjusting upward by 2.8%. The City of Houston's Code of Ordinances provides that water and sewer rates be adjusted each year in April. These new rates will appear on your April 2019 billing which you will receive in May 2019.

#### NEW RATES AND CHARGES FOR:

Municipalities and conservation and reclamation districts ("municipalities")

#### CLASSIFICATION

Rates for municipalities that have made capital contributions and meet the following requirements:

- The municipality discharges directly into a city treatment plant
- The municipality has purchased permanent treatment capacity in the city's wastewater treatment system.
- The municipality has executed a contract with the city for wholesale wastewater treatment services.

#### RATE

\$1.583 per 1,000

If the contract does not require that charges be based on metered quantities, monthly quantities (in 1,000 gallon units) shall be determined by the formula:

$$.315 \times A \times B$$

Where:

- A is the number of calendar days in the particular month; and  
B is the number of residential equivalent units connected to the municipality's collection system.

Rate for other municipalities not eligible for the rate specified in Ordinance Section 47-140 (1)(b)

\$6.044 per 1,000 gallons

For further information, please visit <http://www.houstontx.gov/codes/> (Section 47-140)

Please contact Maria Carrillo at Customer Account Services at (832) 395-6220 for specific questions about your bill.

**EXHIBIT "A"  
RATE SCHEDULE**

| <b>SERVICE</b>   | <b>CUSTOMER CHARGE</b>  | <b>BILLING FREQUENCY</b>  | <b>OPERATOR'S CHARGE</b>   | <b>APPLICABLE RATE SECTION</b>                 |
|--|---|---|--|--|
| Residential Tap 5/8"<br>Residential Tap 3/4"<br>Residential Tap 1"<br>Residential Tap 1½"<br>Residential Tap 2"<br><br>(including taps for homeowner, property owner, and commercial associations) | \$ 550.00<br>\$ 640.00<br>\$ 950.00<br>\$1,200.00<br>\$1,700.00 | Start of const.<br>Start of const.<br>Start of const.<br>Start of const.<br>Start of const. | \$ 410.96<br><u>415.48</u><br>\$ 410.96<br><u>415.48</u><br>\$ 843.01<br><u>852.28</u><br>Priced on individual basis | § 2.03<br>§ 2.03<br>§ 2.03<br>§ 2.03<br>§ 2.03 |
| Nonstandard Residential, Commercial and Apartment connections, including connections for homeowner, property owner, and commercial associations {greater than 2" water tap}                        | Cost of installation plus 200% of cost                          | Start of const.   | Per quote  | § 2.03   |
| Public Education Entity connection   | Cost plus \$0.08 per square foot of land                        | Start of const.   | Per quote  | § 2.03   |
| Builder Security Deposit   | \$1,000.00 at all times   | as necessary  | not applicable   | § 2.04(f)                                      |
| <b>CONSTRUCTION AND CUSTOMER INSPECTION FEES<br/>RESIDENTIAL<br/>(INCLUDING HOMEOWNER, PROPERTY OWNER, AND COMMERCIAL ASSOCIATIONS)</b>  |   |   |  |  |
| Pre Builder Inspection   | Cost plus \$25.00   | At inspection   | \$ <del>54.12</del> <u>54.72</u>   | § 2.05 (a)                                     |
| Post Builder Inspection  | Cost plus \$25.00   | At inspection   | \$ <del>54.12</del> <u>54.72</u>   | § 2.05 (a)                                     |
| Sewer Tap Inspection   | Cost plus \$25.00   | At inspection   | \$ <del>54.12</del> <u>54.72</u>   | § 2.05 (a)                                     |
| Swimming Pool Inspection   | Cost plus \$25.00   | At inspection   | \$ <del>81.19</del> <u>82.08</u>   | § 2.05 (a)                                     |
| Hot Tub Inspection   | Cost plus \$25.00   | At inspection   | \$ <del>81.19</del> <u>82.08</u>   | § 2.05 (a)                                     |
| Water Softener Inspection  | Cost plus \$25.00   | At inspection   | \$ <del>81.19</del> <u>82.08</u>   | § 2.05 (a)                                     |
| Customer Service Inspection (including cross connection and Pb/Cu)   | Cost plus \$25.00   | At inspection   | \$ <del>81.19</del> <u>82.08</u>   | § 2.05 (b)                                     |

|   |  |               |                                    |                  |
|---|--|---------------|------------------------------------|------------------|
| Backflow Prevention Device Test   | Cost plus \$25.00                          | At inspection | \$ <del>81.19</del> <u>82.08</u>   | § 3.06 (e)       |
| CSI Backflow Prevention Device Test Administration Fee<br>(Only in the event the inspection or test is not performed by SE) | Cost plus \$25.00                          | At inspection | \$ <del>81.19</del> <u>82.08</u>   | §3.06 (e) (iii)  |
| Re-inspection   | Cost plus \$25.00                          | At inspection | \$ <del>81.19</del> <u>82.08</u>   | § 2.05 (a)       |
| <b>CONSTRUCTION AND CUSTOMER INSPECTION FEES<br/>COMMERCIAL</b>   |  |               |                                    |                  |
| Sewer Tap Inspection Fee  | Cost plus \$25.00                          | At inspection | \$ <del>108.25</del> <u>109.44</u> | § 2.05 (a)       |
| Grease Traps  | Cost plus \$25.00                          | At inspection | \$ <del>54.12</del> <u>54.72</u>   | § 3.06 (c)       |
| Customer Service Inspection (including cross connection and Pb/Cu)  | Cost plus \$25.00                          | At inspection | \$ <del>135.30</del> <u>136.79</u> | § 2.05 (a)       |
| Backflow Prevention Device Test (all meter sizes)   | Cost plus \$25.00                          | At inspection | \$ <del>135.30</del> <u>136.79</u> | § 3.06 (e)       |
| Swimming Pool Connection Inspection   | Cost plus \$25.00                          | At inspection | \$ <del>135.30</del> <u>136.79</u> | § 2.05 (a)       |
| CSI Backflow Prevention Device Test Administration Fee<br>(only in the event the inspection or test is not performed by SE) | Cost plus \$25.00                          | At inspection | \$ <del>135.30</del> <u>136.79</u> | § 3.06 (e) (iii) |
| Re-inspection   | Cost plus \$25.00                          | At inspection | \$ <del>135.30</del> <u>136.79</u> | § 2.05 (a)       |
| <b>WATER AND SANITARY SEWER SERVICE RATES AND FEES</b>  |  |               |                                    |                  |
| Temporary Water Service – Deposit   | \$1,500.00 deposit                         |               |                                    | § 2.06           |
| Temporary Water Service Rate:   |  |               |                                    | § 2.06           |
| 0-8,000 gallons of metered water  | \$ <del>28.75</del> <u>29.56</u>           | Monthly       |                                    |                  |
| 8,001-14,999 gallons of metered water   | \$ <del>2.57</del> <u>2.65</u> /1,000 gal. |               |                                    |                  |
| 15,000-20,000 gallons of metered water  | \$ <del>3.77</del> <u>3.88</u> /1,000 gal. |               |                                    |                  |
| 20,001-25,000 gallons of metered water  | \$ <del>3.77</del> <u>3.88</u> /1,000 gal. |               |                                    |                  |



|  |  |         |                |            |
|--|--|---------|----------------|------------|
| <p>Multi-Family Apartment Water Service</p> <p>0-8,000 gallons of metered water \$ <del>28.75</del> <u>29.56</u></p> <p>8,001-14,999 gallons of metered water \$ <del>2.57</del> <u>2.65</u>/1,000 gal.</p> <p>15,000-20,000 gallons of metered water \$ <del>3.77</del> <u>3.88</u>/1,000 gal.</p> <p>20,001-25,000 gallons of metered water \$ <del>4.17</del> <u>4.29</u>/1,000 gal.</p> <p>25,001 gallons of metered water \$ <del>4.57</del> <u>4.70</u>/1,000 gal.</p> <p>Minimum monthly charge and penalty applicable (See § 3.04)</p>   |  | Monthly | Not applicable | § 3.02 (a) |
| <p>Residential* and Multi-Family/Apartment Sanitary Sewer Service</p> <p>0-10,000 gallons of metered water \$ <del>22.28</del> <u>22.91</u></p> <p>10,001-15,000 gallons of metered water \$ <del>1.23</del> <u>1.27</u>/1,000 gal.</p> <p>15,001-20,000 gallons of metered water \$ <del>1.93</del> <u>1.99</u>/1,000 gal.</p> <p>20,001-25,000 gallons of metered water \$ <del>2.23</del> <u>2.30</u>/1,000 gal.</p> <p>&gt; 25,001 gallons of metered water \$ <del>2.54</del> <u>2.62</u>/1,000 gal.</p> <p>*includes homeowner, property owner, and commercial associations</p> <p>*Minimum monthly charge and penalty applicable (See § 3.04)</p> |  | Monthly | Not applicable | § 3.02 (a) |
| <p>Commercial and Public Education Entity Water Service:</p> <p>0-8,000 gallons of metered water \$ <del>3.11</del> <u>3.20</u>/1,000 gal.</p> <p>8,001-14,999 gallons of metered water \$ <del>3.77</del> <u>3.88</u>/1,000 gal.</p> <p>15,000-20,000 gallons of metered water \$ <del>4.17</del> <u>4.29</u>/1,000 gal.</p> <p>20,001-25,000 gallons of metered water \$ <del>4.57</del> <u>4.70</u>/1,000 gal.</p> <p>&gt; 25,001 gallons of metered water \$ <del>4.57</del> <u>4.70</u>/1,000 gal.</p>  |  | Monthly | Not applicable | § 3.03     |

|   |   |              |                                  |                  |
|---|---|--------------|----------------------------------|------------------|
| Commercial and Public Education Entity Sewer Service:<br>0-10,000 gallons of metered water<br>10,001-15,000 gallons of metered water<br>15,001-20,000 gallons of metered water<br>20,001-25,000 gallons of metered water<br>> 25,001 gallons of metered water | \$ <del>27.86</del><br><u>28.64</u> /1,000 gal.<br><br>\$ <del>1.57</del> <u>1.62</u> /1,000 gal.<br><br>\$ <del>1.87</del> <u>1.93</u> /1,000 gal.<br><br>\$ <del>2.46</del> <u>2.23</u> /1,000 gal.<br><br>\$ <del>2.48</del> <u>2.55</u> /1,000 gal. | Monthly      | Not applicable                   | § 3.03           |
| Monthly Rates for Water to Apartments (per unit served by separate meters)  | See § 3.04  | Monthly      | Not applicable                   | § 3.04           |
| Monthly Rates for Sewer Service to Apartments (per unit served by separate meters): Flat fee  | See § 3.04  | Monthly      | Not applicable                   | § 3.04           |
| Reclaimed Water   | \$0.72/1000 gallons   | Monthly      | Not applicable                   | § 3.09           |
| Apartment Units Served by Master Meter  | See § 3.04  | Monthly      | Not applicable                   | § 3.04           |
| Backflow Prevention Device:<br>Installation and initial Test  | Cost  | Installation |                                  | § 3.06 (e) (iii) |
| Penalty for Failure to Pay Bill Before Delinquency  | 15% of amount   | Monthly      | Not applicable                   | § 4.01           |
| Returned Check Charge   | \$25.00   | As necessary | \$ <del>16.23</del> <u>16.41</u> | § 4.01           |
| Disconnect Fee (resulting from non-payment of account)  | \$50.00   | As necessary | \$ <del>21.65</del> <u>21.89</u> | § 4.02           |
| Reconnect Fee (resulting from non-payment of account)   | \$50.00   |              | \$ <del>27.06</del> <u>27.36</u> |                  |
| Pulling Meter   | \$75.00   | As necessary | \$ <del>37.89</del> <u>38.31</u> | § 4.02           |
| Reinstalling Meter  | \$75.00   |              | \$ <del>43.34</del> <u>43.79</u> |                  |

|   |  |              |                                  |        |
|---|--|--------------|----------------------------------|--------|
| Reconnection of water service on emergency basis (after hours and holidays) | Cost plus 10%  | As necessary | Cost (time and materials)        | § 4.02 |
| Disconnect and Reconnection Fee (Customer's request)                        | Cost plus 10%  | As necessary | Cost (time and materials)        | § 4.03 |
| Transfer Fees   | \$26.50  | As necessary | <del>\$ 27.06</del> <u>27.36</u> |        |
| Damage to Meters and Appurtenances  | Costs of repair plus \$50.00 damage fee                  | As necessary | Per contract                     | § 5.01 |
| Curing Obstructions to District's System                                    | Costs of removal plus administration fee of 50% of costs | As necessary | Per contract                     | § 5.03 |
| Cost to Mail Delinquent Notice  | \$7.00   | As necessary | \$10.00                          | § 4.02 |
| Cost to Deliver Door Hanger Delinquent Notice                               | \$15.90  | As necessary | <del>\$ 16.23</del> <u>16.41</u> | § 4.02 |
| Garbage Collection  | See § 3.07   | Monthly      | Not applicable                   | § 3.07 |